

LEHIGH ACRES FIRE CONTROL AND RESCUE DISTRICT
NOTICE OF MEETING

**A REGULAR MEETING OF THE BOARD OF FIRE COMMISSIONERS WILL BE HELD AT
VETERAN'S PARK RECREATION CENTER, 55 S. HOMESTEAD RD., LEHIGH ACRES
AT 4:00pm, Thursday, March 25, 2010**

AGENDA

CALL MEETING TO ORDER _____

PLEDGE OF ALLEGIANCE _____

INVOCATION _____

ADOPTION OF AGENDA _____

CONSENT AGENDA _____

- Minutes of Previous Meetings
- Treasurers Report

DEPARTMENT REPORTS _____

- Chief
- DVP 6 and 19
- Department Attorney

PUBLIC COMMENTS (on Agenda items) _____

COMMISSIONERS REPORTS _____

UNFINISHED BUSINESS _____

- Commission Seat #3 (Berndt)

NEW BUSINESS _____

- Revision of Commission Manual Agenda – adding Staff Reports (Ch Adams)
- Budget Line Transfers (Ch. Adams/VanKlingeren)
- Presentation of Audit (Tuscan/VanKlingeren)
- Adoption of Audit (Ch. Adams)
- Incentive to Retire (Ch. Adams/VanKlingeren)
- Clarification of Handbook (Ch. Adams)

PUBLIC COMMENT (General) _____

COMMISSIONER'S COMMENTS _____

ADMINISTRATIVE COMMENTS _____

ADJOURNMENT _____

Any person wishing to appeal an official decision made on any subject by the Board of Fire Commissioners, Lehigh Acres Fire Control and Rescue District, at a meeting or hearing will need a verbatim record of the proceedings. This record must include the testimony and evidence upon which the appeal is to be based. If an individual requires special aid or services as addressed in the Americans With Disabilities Act (ADA), please contact Chief Donald Adams at (239) 303.5300.

LEHIGH ACRES FIRE CONTROL AND RESCUE DISTRICT

SPECIAL COMMISSION WORKSHOP

MINUTES

February 16, 2010

The February 16, 2010 Special Workshop of the Lehigh Acres Fire Control and Rescue District Board of Commissioners was opened at 4:30pm by Secretary/Treasurer Barrett. Present were Commissioners Adams, Hemingway and Barrett; Chief Don Adams, Fire Marshal Ken Bennett, Finance Manager Ben VanKlingeren and Administrative Assistant Susan Platas. Commissioner Berndt had an excused absence. Attorney Richard Pringle was also in attendance.

Commissioner Barrett stated the purpose of this special workshop is to receive input on and discuss the collection of annual non-ad valorem assessments to be levied within the District to partially fund the cost of providing fire rescue services and facilities, and to consider and discuss any and all other matters to come before the Board of Commissioners. This workshop is open to the public; however, no public input is expected to be received. No decisions shall be made by the Board of Commissioners during the workshop. Each Presenter will have 20 minutes to present their information with 10 minutes for questions by the Commissioners.

Attorney Pringle stated that even though the meeting is a public meeting and it will not be mandatory on either presenter to leave the meeting during the presentation of the other party; however, my expectation is that each presenter voluntarily step outside the meeting room while the other firm is making their presentation to the Board of Commissioners.

Presenter One Is:

Mark Lawson
Bryant, Miller, Olive
101 North Monroe St. Ste. 900
Tallahassee, FL 32301

Some highlights are:

Fixed cost

Simplified fire cost

Not about potential demand

It's about the fixed cost on our equipment

It's a stabilizing revenue approach

Commissioner Questions:

Commissioner Hemingway said people have asked him why should they pay \$75 and WalMart only pay \$75. He said how can we convince the people differently.

Are we governed by State law the way we word the ballot.

What would the ballpark figure you would charge. Mr. Lawson stated from \$50 – \$75,000 in professional fees.

Commissioner Adams questioned if you could legally leave out churches.

He questioned if you could legally leave out residential.

He asked if this type of tax been voted on within the last two years.

Presenter Two Is:

Camille Tharpe
Government Services Group, Inc. (GSG)
Suite 250
1500 Mahan Drive
Tallahassee, FL 32308

Some Highlights are:

Not attorney's. Don't provide legal aspects.

Does provide data – more the technical side

Presented two different types of methodology to use: Traditional, which is historical demand) and Demand Capacity Methodology.

Ms. Tharpe went through a written slide presentation explaining the difference between the two methodologies.

Commissioners Questions:

Commissioner Hemingway questioned about fire flow.

What would be a ballpark figure approx. Ms. Tharpe answered a bit more than \$40,000. They don't provide legal.

He questioned government property. We can send a separate bill to them but we can't force them to pay.

Commissioner Adams questioned about commercial and also if people in outlying areas would be charged additional funds.

Adjourn 5:42pm.

**LEHIGH ACRES FIRE CONTROL AND RESCUE DISTRICT
COMMISSION MEETING**

MINUTES

February 18, 2010

The February 18, 2010 regular Commission Meeting of the Lehigh Acres Fire Control and Rescue District Board of Commissioners was held at the Veteran's Park Recreation Center, 55 S. Homestead Rd., Lehigh Acres, FL. The meeting was opened at 4:00 PM by President Berndt. Present were Commissioners Berndt, Adams, Barrett and Hemingway. Chief Don Adams, Fire Marshal Ken Bennett, EMS Division Chief Mike Pcolar, Administrative Assistant Susan Platas and Finance Manager Ben VanKlingeren. Attorney Richard Pringle was also in attendance. Commissioner Guzman submitted his resignation effective February 1, 2010.

After the Pledge of Allegiance, Commissioner Berndt asked Chief Adams to give the invocation.

ADOPTION OF AGENDA:

Commissioner Berndt asked if there were any additions, corrections or deletions to the Agenda. Under New Business, Commissioner Berndt added The Appointment of a New Vice Chairperson. Commissioner Hemingway motioned to accept the agenda as amended with a second from Commissioner Adams. Motion carries.

CONSENT AGENDA:

- Fire Board Regular Meeting Minutes of January 21, 2010
- Treasurers Report

Commissioner Berndt questioned page 16 of the Treasurers Report. He wants to know how much money we have uncollected in ambulance fees. Finance Manager Ben VanKlingeren answered his questions. Commissioner Adams questioned the length of time for the accumulated uncollected ambulance fees.

Commissioner Adams motioned to accept the Consent Agenda with a second from Commissioner Hemingway. Motion carries.

DEPARTMENT REPORTS

CHIEF ADAMS:

- Susan Platas passed her PHR which is Professional in Human Resource certification.
- Chief attended a seminar put on by Tuscan and Company. He discussed Gasby 54 changes.
- .US Census Bureau conducted testing at our station on Bell Blvd.
- Congratulated Mike Pcolar and the honor guard. DC Pcolar and FF Vargo are going to participate in the Edison Pageant of Lights.

DVP 6 and 19:

None.

DEPARTMENT ATTORNEY:

Brought up areas under old and new business that will be discussed tonight. Commissioner Hemingway asked what the status was of negotiations. Chief answered negotiations are scheduled.

PUBLIC COMMENT ON AGENDA ITEMS:

None.

COMMISSIONER REPORT:

None.

UNFINISHED BUSINESS:

Fee Assessment – Attorney Pringle stated we need to have a resolution adopted today regardless of whether or not a decision on the assessment has been made. The resolution keeps the door open. Attorney Pringle read the title of the resolution which reads “A Resolution of the Board of Commissioners of the Lehigh Acres Fire Control and Rescue District (“DISTRICT”), Lee County, Florida; stating its’ intent to possibly use the uniform method of collecting non-ad valorem assessments for more than one year levied within the District boundaries; stating a need for such levy; providing a legal description of the boundaries of the real property subject to the levy; providing for the mailing of this resolution; providing for liberal construction and for an effective date (Resolution #02-01-10).

Attorney Pringle stated this resolution basically gives the Tax Collector permission to collect the assessment for us if we choose to implement this.

Public Input on the Resolution Only: None

Commissioner Hemingway motioned to accept Resolution #02-01-10 with a second from Commissioner Barrett. Commissioner Hemingway stated this is just a resolution that allows us to use the services of the Tax Collector if we decide to continue this venture. It is a placeholder only. Being put to a vote, the motion carries 3-1 with the opposing vote from Commissioner Adams.

Fee Assessment – was placed on the Agenda in case the Commissioners wanted to take action on this. Commissioner Berndt stated we discussed this issue in the past, we tabled it. We had two companies give presentations on 2/16/10. We adopted the resolution for the possibility of doing this in the future. Now we need to discuss the idea of asking the voters to vote on this and what methodology we want to use. Commissioner Hemingway gave a recap of the two presentations.

Attorney Pringle stated Commissioners have the ability to take action, support and discuss favorably the passage of an assessment. You can discuss pros and cons. There is still a limitation on political advertisement and using public funds.

Commissioner Adams thinks going after the fee assessment at this time would be a waste of money, due to the economy.

Commissioner Berndt asked Commissioners if they wish to proceed forward at this time. Commissioners were not in agreement to move forward at this meeting.

NEW BUSINESS:

Amendment to FMLA Policy – Chief Adams stated there is an amendment to the FMLA policy with new changes at the federal level. Commissioner Hemingway motioned to accept the FMLA policy as amended with a second from Commissioner Adams. Motion carries.

Resignation of Commissioner Guzman – Commissioner Berndt stated Commissioner Guzman resigned February 1, 2010.

Commissioner Seat #3 Consideration – Commissioner Berndt stated that if we elect to fill the seat, that person would only fill the seat until November 2010. Attorney Pringle stated if someone wants to nominate someone tonight, you can. If you want to create a procedure, you can do that also. Commissioner Adams stated we should accept resumes and review and have a meeting for interviews. The consensus is to advertise and interview to fill the seat. It would be a fair method. A deadline would be put on the applications. Attorney Pringle asked when you want to consider this again. He stated you could make the deadline to receive resumes March 15th and it would give Commissioners 10 days to review the resumes prior to the March meeting. Commissioner Adams motioned to fill the vacant board seat by advertising, accepting resumes to be turned into the Chief by March 15 and to be determined by the Board at the March 25 meeting. Commissioner Hemingway seconded the motion. Commissioner Berndt stated he is prepared to nominate someone tonight. Motion passed 3-1, with the opposing vote from Commissioner Berndt.

Appointment of a new Vice Chairperson - Since Commissioner Guzman resigned, we need a new vice chairperson. Commissioner Berndt motioned to nominate Julie Barrett as the new Vice Chairperson of the Lehigh Acres Fire Control and Rescue District Board seconded by Commissioner Adams. Motion carries.

Attorney Pringle advised that since Commissioner Barrett is assuming the role of Vice Chairperson, the Agenda needs to be amended to include the appointment of a Secretary/Treasurer.

Commissioner Adams motioned to amend the Agenda to add the Appointment of a Secretary/Treasurer with second from Commissioner Hemingway. Motion carries.

Commissioner Berndt nominated Commissioner David Adams as Secretary/Treasurer of the Board of Fire Commissioners with a second from Commissioner Hemingway. Motion carries.

PUBLIC COMMENT:

Donna Collison had a few comments she wanted to make. She doesn't think this is the ;time for an assessment. Most of the older people are on social security and maybe a pension. She also questioned the union contract stating how can you approve a contract ahead of time when you may be taking it away, meaning dental, etc.

David King resident of Lehigh Acres spoke on the special assessment. He may be able to go along with them with a definite time limit. It should go to a general election, not a primary.

Dave Wheaton – stated he will fight the assessment. This fire department is not spending the money like they are supposed to. He is getting angry because the Fire District has not changed their spending practice. You are not listening to the people who are out here and who are struggling.

Cathy Kruse – She is a taxpayer and has unemployed family members. We need to present accurate information.

Kevin Shea – stated that 20 some thousand dollars is the per capita in Lehigh Acres. He is not able to give a more concrete amount as he did last year. If you are going to proceed with this concept of an assessment, you will need to conduct a public hearing. He hopes if this goes through, it should be held at a general election.

COMMISSIONERS COMMENTS:

Commissioner Hemingway commented to Mr. King's comments, He stated the attorney stated we should not put any limits on this. In other matters, he is still looking at different avenues for saving money.

Motion to adjourn 5:38pm.

**Lehigh Acres Fire Control and Rescue District
Receipts and Disbursements
For the fifth month ending February 28, 2010**

	Period To Date		Annual Budget	Year To Date		Budget Variance
	Actual	%		Actual	%	
Beginning Cash	-		\$ 10,886,257	\$ 13,550,874	124.48%	\$ 2,664,616.98
Ad Valorem Taxes	358,956.74	3.86%	\$ 9,299,880	7,232,460.71	77.77%	(2,067,419.29)
Grants	-	0.00%	\$ -	-	0.00%	-
Donations	-	0.00%	\$ 200	206.45	103.23%	6.45
William Ziegler Memorial	-	0.00%	\$ -	100.00	0.00%	(100.00)
Paul J. Dube Paramedic Fund	-	0.00%	\$ -	-	0.00%	-
Inspection Fees	2,127.00	4.25%	\$ 50,000	15,329.23	30.66%	(34,670.77)
Ambulance Billing	47,732.79	2.92%	\$ 1,635,000	799,499.79	48.90%	(835,500.21)
Interest	3,239.94	16.20%	\$ 20,000	20,065.04	100.33%	65.04
Interest - Impact Fees	26.12	0.00%	\$ -	184.22	0.00%	184.22
Interest-Ad Valorem	-	0.00%	\$ -	-	0.00%	-
Impact Fees	-	0.00%	\$ -	-	0.00%	-
Proceeds from Insurance	300.00	0.00%	\$ -	300.00	0.00%	300.00
Miscellaneous Income	21,701.62	36.17%	\$ 60,000	52,324.61	87.21%	(7,675.39)
Other Government Revenue	-	0.00%	\$ 12,000	-	0.00%	(12,000.00)
Prevention Fees & Sales	-	0.00%	\$ -	-	0.00%	-
Total Receipts	\$ 434,084.21	1.98%	\$ 21,963,337	21,671,344.03	98.67%	(292,192.97)
Disbursements						
1100 Salaries	498,621.25	7.70%	6,473,494	2,703,131.20	41.76%	3,770,362.80
1200 Employee Benefits	259,324.55	6.03%	4,301,087	1,453,012.03	33.78%	2,848,074.97
3310 Professional Services	14,145.04	1.79%	789,921	282,685.54	35.79%	507,235.46
3340 Contract Services	-	0.00%	10,000	442.39	4.42%	9,557.61
3400 Travel Commission	-	0.00%	-	-	0.00%	-
3410 Communications	5,203.24	4.96%	105,000	30,361.28	28.92%	74,638.72
3430 Utilities	6,800.02	6.38%	106,500	37,408.79	35.13%	69,091.21
3440 Rentals	-	0.00%	3,000	-	0.00%	3,000.00
3450 Insurance/General	12,502.11	9.62%	130,000	61,697.11	47.46%	68,302.89
3460 Maintenance	17,567.32	6.36%	276,000	71,638.16	25.96%	204,361.84
3480 Promotional	-	0.00%	5,000	33.00	0.66%	4,967.00
3490 Other Current Charges	3,322.84	2.73%	121,500	14,403.94	11.86%	107,096.06
3510 Office	1,712.09	6.85%	25,000	4,931.05	19.72%	20,068.95
3520 Operating Supplies	22,584.69	5.89%	383,437	105,498.19	27.51%	277,938.81
6600 Capital	-	0.00%	-	69,462.00	0.00%	(69,462.00)
7700 Debt Service	-	0.00%	-	-	0.00%	-
8000 Bad Debt Expense	(111,896.82)	-17.62%	635,000	-	0.00%	635,000.00
9000 Collection Fees	148.50	1.49%	10,000	472.76	4.73%	9,527.24
9900 Operating Reserves	-	0.00%	4,588,398	-	0.00%	4,588,398.00
9901 Capital Reserves	-	0.00%	3,000,000	-	0.00%	3,000,000.00
9902 Personnel Reserves	-	0.00%	-	-	0.00%	-
9905 Disaster Reserves	-	0.00%	1,000,000	-	0.00%	1,000,000.00
TOTAL DISBURSEMENTS	\$ 730,034.83	3.32%	21,963,337	\$ 4,835,177.44	22.01%	\$ 17,128,159.56
YTD NET				\$ 16,836,166.59		

**LEHIGH ACRES FIRE CONTROL RESCUE DISTRICT
BREAKDOWN OF ACCOUNTS
FOR THE FIFTH
MONTH ENDING FEBRUARY 28, 2010**

	PERIOD TO DATE			YEAR TO DATE		
	Actual	%	Annual Budget	Actual	%	Budget Variance
1100 SALARIES						
1110 Administrative Salaries	43,771.92	7.93%	552,241	228,062.10	41.30%	324,178.90
1120 Regular Salaries	431,208.92	7.65%	5,640,109	2,248,603.07	39.87%	3,391,505.93
1130 Holiday Pay	19,749.86	41.02%	48,144	165,267.38	343.28%	(117,123.38)
1140 Overtime	3,890.55	5.19%	75,000	17,972.35	23.96%	57,027.65
1150 Sick Time	-	0.00%	113,000	43,226.30	38.25%	69,773.70
1160 Annual Sick Time Pay	-	0.00%	45,000	-	0.00%	45,000.00
Total Salaries	498,621.25	7.70%	6,473,494	2,703,131.20	41.76%	3,770,362.80
1200 EMPLOYEE BENEFITS						
1210 Payroll Tax Expense	38,144.46	7.84%	486,578	203,457.94	41.81%	283,120.06
1220 Retirement	100,066.60	7.04%	1,422,330	531,850.39	37.39%	890,479.61
1230 Group Insurance	110,144.66	6.41%	1,718,179	577,807.13	33.63%	1,140,371.87
1240 Worker's Compensation	10,968.83	4.48%	245,000	87,612.95	35.76%	157,387.05
1250 Unemployment Compensation	-	0.00%	429,000	52,283.62	12.19%	376,716.38
Total Employee Benefits	259,324.55	6.03%	4,301,087	1,453,012.03	33.78%	2,848,074.97
3310 PROFESSIONAL SERVICES						
3311 Property Appraiser	-	0.00%	135,000	58,942.58	43.66%	76,057.42
3312 Legal Fees	2,330.00	2.91%	80,000	45,078.94	56.35%	34,921.06
3313 Medical Director	4,000.00	6.67%	60,000	20,000.00	33.33%	40,000.00
3314 Physicals	-	0.00%	4,920	619.06	12.58%	4,300.94
3315 Land Taxes	-	0.00%	4,500	2,458.90	54.64%	2,041.10
3316 Tax Collector's Commission	7,179.14	1.53%	470,001	146,149.20	31.10%	323,851.80
3319 Miscellaneous Charges	558.90	6.21%	9,000	5,759.86	64.00%	3,240.14
3320 Audit	-	0.00%	25,000	3,500.00	14.00%	21,500.00
3321 Professional Service Fees	77.00	0.00%	1,500.00	177.00	0.00%	(1,323.00)
Total Professional Services	14,145.04	1.79%	789,921	282,685.54	3.10	504,589.46
3340 CONTRACT SERVICES						
3342 Outside Maintenance	-	0.00%	10,000	82.50	0.83%	9,917.50
3343 Ambulance & Medical Billing	-	0.00%	-	359.89	0.00%	(359.89)
3344 5 Year Plan	-	0.00%	-	-	0.00%	-
Total Contract Services	-	0.00%	10,000	442.39	0.83%	9,557.61
3400 TRAVEL/PER DIEM (COMMISSION)	-	0.00%	-	-	0.00%	-
3410 COMMUNICATIONS	5,203.24	4.96%	105,000	30,361.28	28.92%	74,638.72
3430 UTILITIES						
3431 Electric	5,233.17	6.54%	80,000	29,512.68	36.89%	50,487.32
3432 Utilities	1,566.85	5.91%	26,500	7,896.11	29.80%	18,603.89
Total Utilities	6,800.02	6.38%	106,500	37,408.79	35.13%	69,091.21
3440 RENTALS	-	0.00%	3,000	-	0.00%	3,000.00
3450 INSURANCE (GENERAL)	12,502.11	9.62%	130,000	61,697.11	47.46%	68,302.89
3460 MAINTENANCE						
3461 Building Maintenance	11,110.10	35.84%	31,000	15,923.23	51.37%	15,076.77
3462 Equipment Maintenance	1,008.73	2.52%	40,000	2,271.35	5.68%	37,728.65
3463 Vehicle Maintenance	2,906.68	3.06%	95,000	21,278.72	22.40%	73,721.28
3464 Maintenance Contracts	2,541.81	2.31%	110,000	32,164.86	29.24%	77,835.14
Total Maintenance	17,567.32	6.36%	276,000	71,638.16	25.96%	204,361.84

**LEHIGH ACRES FIRE CONTROL RESCUE DISTRICT
BREAKDOWN OF ACCOUNTS
FOR THE FIFTH
MONTH ENDING FEBRUARY 28, 2010**

	PERIOD TO DATE		Annual Budget	YEAR TO DATE		Budget Variance
	Actual	%		Actual	%	
3480 PROMOTIONAL	-	0.00%	5,000	33.00	0.66%	4,967.00
3490 OTHER CURRENT CHGS & OBLIGATIONS						
3491 Motel/Travel/Per Diem	147.96	2.47%	6,000	211.96	3.53%	5,788.04
3492 Training	540.00	1.35%	40,000	540.00	1.35%	39,460.00
3493 Administrative/Board	-	0.00%	5,500	3,175.00	57.73%	2,325.00
3495 Administrative/Office	891.40	4.46%	20,000	5,754.48	28.77%	14,245.52
3496 Contingencies	1,743.48	3.49%	50,000	4,722.50	9.45%	45,277.50
Total Other Current Chgs & Obligations	3,322.84	2.73%	121,500	14,403.94	11.86%	107,096.06
3510 OFFICE	1,712.09	6.85%	25,000	4,931.05	19.72%	20,068.95
3520 DEPARTMENT SUPPLIES						
3521 Department Supplies	1,246.05	2.08%	60,000	8,675.34	14.46%	51,324.66
3522 Paramedic Supplies	11,929.83	11.93%	100,000	37,537.43	37.54%	62,462.57
3523 Gas/Oil	6,403.58	5.12%	125,000	38,925.56	31.14%	86,074.44
3524 Uniforms	48.51	0.27%	17,886	9,603.23	53.69%	8,282.77
3525 Propane	1,535.73	10.24%	15,000	4,125.12	27.50%	10,874.88
3526 Computer Supplies	-	0.00%	34,551	2,301.02	6.66%	32,249.98
3527 Prevention Supplies	-	0.00%	-	-	0.00%	-
3528 Janitorial Supplies	1,420.99	9.47%	15,000	3,592.02	23.95%	11,407.98
3529 Training Supplies	-	0.00%	10,000	-	0.00%	10,000.00
3530 Shop Supplies	-	0.00%	6,000	738.47	12.31%	5,261.53
Total Department Supplies	22,584.69	39.11%	383,437	105,498.19	27.51%	277,938.81
6600 CAPITAL						
6620 Buildings	-	0.00%	-	-	0.00%	-
6630 Improvements/Other	-	0.00%	-	-	0.00%	-
6640 Machinery and Equipment	-	0.00%	-	-	0.00%	-
6641 Grants	-	0.00%	-	-	0.00%	-
6642 Impact Fees	-	0.00%	-	-	0.00%	-
6643 Computers	-	0.00%	-	-	0.00%	-
6644 Future Growth Fund	-	0.00%	-	-	0.00%	-
6645 Vehicles	-	0.00%	-	69,462.00	0.00%	(69,462.00)
6650 Const. In Progress	-	0.00%	-	-	0.00%	-
Total Capital Outlay	-	0.00%	-	69,462.00	0.00%	(69,462.00)
7700 DEBT SERVICE						
7710 Principal	-	0.00%	-	-	0.00%	-
7720 Interest on Loans	-	0.00%	-	-	0.00%	-
7730 Interest on Credit Line	-	0.00%	-	-	0.00%	-
Total Debt Service	-	0.00%	-	-	0.00%	-
8000 Bad Debt Expense	(111,896.82)	-17.62%	635,000	-	0.00%	635,000.00
9000 Collection Fees	148.50	1.49%	10,000	472.76	4.73%	9,527.24
9900 OPERATING RESERVES	-	0.00%	4,588,398	-	0.00%	4,588,398.00
9901 CAPITAL RESERVES	-	0.00%	3,000,000	-	0.00%	3,000,000.00
9902 PERSONNEL RESERVES	-	0.00%	-	-	0.00%	-
9905 DISASTER RESERVES	-	0.00%	1,000,000	-	0.00%	1,000,000.00
Total Operating Expenditures	730,034.83	3.32%	21,963,337	4,835,177.44	22.01%	17,125,513.56

Lehigh Acres Fire Control and Rescue District Cash in the Bank February 28, 2010

Bank Accounts

General Checking Bank Account: Interest Rate .25%

General Funds	\$	2,436,690.25
User Fee Funds	\$	450,592.60
Suppression Fee Funds	\$	-
Sick Time Liability Funds	\$	113,000.00
William Ziegler Memorial Funds	\$	7,852.80
Paul J. Dube Paramedic Fund	\$	2,265.00
Everett T. Byer Funds	\$	11,164.70

Total Checking Account before Money Market Transfers:	\$	3,021,565.35
Net Money Market Transfers	\$	(2,881,764.88)
Total Checking Account after Money Market Transfers:	\$	139,800.47

Bus Money Market Bank Account: Interest Rate .25% \$ 16,379,963.39

Impact Fee Bank Account: Interest Rate .25% \$ 136,249.07

Total Cash Available: **\$ 16,656,012.93**

Lehigh Acres Fire Control and Rescue District
Lehigh Acres , Florida 33974
Reconciliation of Accounts
February 28, 2010
Page 1

GENERAL CHECKING BANK ACCOUNT:

Balance	February 1, 2010	\$	350,751.06
<u>Income:</u>		\$	480,962.62
Ad Valorem Taxes:		\$	351,777.60
Interest		\$	49.70
Donations:		\$	-
Inspection Fees:		\$	2,187.04
User Fees:		\$	102,610.37
Suppression Fees		\$	-
Sales Tax Payable		\$	-
William Ziegler Account		\$	-
Paul J Dube Paramedic Fund		\$	-
Miscellaneous Income:		\$	24,037.91
Report Copies:	\$ 72.00		
CPR	\$ 85.00		
State of Florida	\$ 3,990.00		
Cobra	\$ 1,489.39		
Cobra - Assistance (US Treasury)	\$ 10,220.52		
Worker's Com Reimb	\$ 8,181.00		
Proceeds from Insurance:			300.00
<u>Health Insurance:</u>		\$	5,437.64
Bartley		45.92	
Cardoza		-	
Jackman		716.34	
Haugh		2,555.62	
Kutz		586.78	
Gonzalez		1,532.98	
<u>Transfers:</u>	Net Transfers	\$	145,954.61
<u>Checks:</u>		\$	(590,657.50)
Accounts Payable (see accompanying check list):		\$	(278,625.09)
Ambulance Refunds		\$	(494.79)
Child Support Payment		\$	(5,214.54)
Payroll:		\$	(306,323.08)
<u>Payroll tax deposits:</u>		\$	(151,955.66)
<u>Retirement Contribution:</u>		\$	(100,181.79)
<u>Adjusting entries:</u>		\$	(510.51)
Credit Card Processing Fee		(45.10)	
Account Analysis Fee		(465.41)	
Ending balance :	February 28, 2010	\$	<u>139,800.47</u>

Lehigh Acres Fire Control and Rescue District
Lehigh Acres , Florida 33974
Reconciliation of Accounts
February 28, 2010
Page 2

MONEY MARKET BANK ACCOUNT:

Balance	February 1, 2010		\$	16,522,727.76
Deposits			\$	-
Transfers In:	From Checking	\$	273,236.27	\$ 273,236.27
	From Impact Fees	\$	-	
Transfers Out:		\$	(419,190.88)	\$ (419,190.88)
Interest				3,190.24
Payments:			\$	-
Ending balance :	February 28, 2010		\$	<u>16,379,963.39</u>

IMPACT FEE MONEY MARKET BANK ACCOUNT:

Balance	February 1, 2010		\$	136,222.95
Deposits			\$	-
Transfers out to Money Market			\$	-
Construction Loan Payment			\$	-
Interest			\$	26.12
Ending balance :	February 28, 2010		\$	<u>136,249.07</u>

Lehigh Acres Fire Control and Rescue District
Accounts Payable and Ambulance Refund Check Register
February 28, 2010

<u>CHECK NUMBER</u>	<u>CHECK DATE</u>	<u>NAME</u>	<u>CHECK AMOUNT</u>
045177	2/2/2010	Aetna	125.00
045178	2/2/2010	AmeriGas - Imokalee	504.66
045179	2/2/2010	AT&T Mobility	21.88
045180	2/2/2010	Bouchard Insurance	315.11
045181	2/2/2010	Bound Tree Medical, LLC	6,221.21
045182	2/2/2010	DIRECTV	94.98
045183	2/2/2010	Elkhart Brass Mfg. Co., Inc.	271.54
045184	2/2/2010	CenturyLink Communications Inc	2.70
045185	2/2/2010	EMSAR of South Florida	1,520.41
045186	2/2/2010	Henry Schein Inc.	20.24
045187	2/2/2010	Hill Manufacturing Co., Inc.	434.00
045188	2/2/2010	Jems	32.00
045189	2/2/2010	Law Enforcement Supply Co. Inc	605.49
045190	2/2/2010	LCEC	1,480.44
045191	2/2/2010	Page, Wolfberg & Wirth, LLC	540.00
045192	2/2/2010	Praxair Distribution SE, LLC	460.29
045193	2/2/2010	Richard W. Pringle, P.A.	1,550.00
045194	2/2/2010	Roberts Company Inc.	16.75
045195	2/2/2010	School District of Lee County	145.00
045196	2/2/2010	Ten-8 Fire Equipment Inc.	89.30
045197	2/2/2010	Wallace International Trucks	296.47
045198	2/2/2010	Waste Management	972.29
045199	2/2/2010	Worthington Sprinklers	937.16
045200	2/2/2010	Grainger	734.96
045201	2/2/2010	Zoll Medical Corporation	1,554.92
045202	2/8/2010	Vision Ace	278.54
045203	2/8/2010	American Messaging	90.76
045204	2/8/2010	Bouchard Insurance	12,187.00
045205	2/8/2010	Comcast	171.97
045206	2/8/2010	CS Service Experts	7,804.76
045207	2/8/2010	DIRECTV	194.96
045208	2/8/2010	Elkhart Brass Mfg. Co., Inc.	146.52
045209	2/8/2010	Centurylink	2,493.76
045210	2/8/2010	FedEx	10.16
045211	2/8/2010	FGUA	205.94
045212	2/8/2010	FLEETONE, LLC	211.30
045213	2/8/2010	Grease Monkey	34.98
045214	2/8/2010	Kunkel Miller & Hament	780.00
045215	2/8/2010	Joseph Lemmons	4,000.00
045216	2/8/2010	Nationwide Retirement Solution	6,954.13
045217	2/8/2010	Nextel Communications	532.35
045218	2/8/2010	Reliance Standard Life Ins. Co	6,274.83
045219	2/8/2010	Suncoast Schools Fed. Cr. Un.	27,116.84
045220	2/8/2010	Superior Lamp Inc.	489.11
045221	2/8/2010	Southwest Florida Employee	1,743.48
045222	2/8/2010	TECHNO PLY, LTD	467.94
045223	2/17/2010	AmeriGas - Imokalee	959.11
045224	2/17/2010	Bound Tree Medical, LLC	1,360.04

045225	2/17/2010	CenturyLink Communications Inc	65.16	
045226	2/17/2010	FGUA	388.62	
045227	2/17/2010	Florida Enviromental Lab.	125.00	
045228	2/17/2010	Galls, an Aramark Company	87.98	
045228	2/17/2010	Galls, an Aramark Company	(87.98)	(void)
045229	2/17/2010	Henry Schein Inc.	266.70	
045230	2/17/2010	INDEPENDANT PLUMBING & DR	110.00	
045231	2/17/2010	Konica Minolta Bus Solutions	209.81	
045232	2/17/2010	BETTY NEWCOMER	74.79	(ambulance refund)
045233	2/17/2010	The News-Press - Ft. Myers	225.40	
045234	2/17/2010	Office Depot	722.29	
045235	2/17/2010	THOMAS PALMER	10.00	(ambulance refund)
045236	2/17/2010	Praxair Distribution SE, LLC	895.52	
045237	2/17/2010	DAVID ROBINSON	410.00	(ambulance refund)
045238	2/17/2010	Safety-Kleen	79.00	
045239	2/17/2010	Sprint	1,214.43	
045240	2/17/2010	Wallace International Trucks	18.48	
045241	2/23/2010	BAS	77.00	
045242	2/23/2010	Bound Tree Medical LLC	446.75	
045243	2/23/2010	GRS Technology	1,140.00	
045244	2/23/2010	CS Service Experts	472.14	
045245	2/23/2010	CenturyLink	320.29	
045246	2/23/2010	Fisher Scientific Inc	712.26	
045247	2/23/2010	Grease Monkey	39.97	
045248	2/23/2010	Law Enforcement Supply Co. Inc.	141.40	
045249	2/23/2010	LCFCO	3,752.73	
045250	2/23/2010	Nationwide Retirement Solution	6,954.13	
045251	2/23/2010	The News-Press - Ft. Myers	380.55	
045252	2/23/2010	Pats Locksmith & Window Works	195.00	
045253	2/23/2010	POSTMASTER	680.00	
045254	2/23/2010	Praxair Distribution SE, LLC	375.75	
045255	2/23/2010	Preferred Governmental	19,149.83	
045256	2/23/2010	Professional Adjustment Corp	48.60	
045257	2/23/2010	Ryan Petroleum	6,192.28	
045258	2/23/2010	Sam's Club	1,101.08	
045259	2/23/2010	Suncoast Schools Fed. Cr. Un	27,356.84	
045260	2/23/2010	SW Florida Prof. Firefighters	4,482.46	
045261	2/23/2010	Ten-8 Fire Equipment Inc.	465.79	
045262	2/23/2010	Tropical Industries, Inc.	165.00	
045263	2/23/2010	United Healthcare	103,869.83	
045264	2/23/2010	Wallace International Trucks	270.25	
045265	2/23/2010	Worthington Sprinklers	1,426.04	
REPORT TOTAL			278,686.35	

Lehigh Acres Fire Control and Rescue District
Liabilities
February 28, 2010

Current Liabilities:

Accounts Payable

Miscellaneous Payables (See Breakdown next pg)	\$	(854.09)
--	----	----------

Retirement Payable

Miscellaneous Payables (See Breakdown next pg)	\$	(100,066.60)
--	----	--------------

Long Term Liabilities:

Total Long Term Liabilities	\$	-
------------------------------------	-----------	----------

**Lehigh Acres Fire Control and Rescue District
Accounts Payable and Retirement Payable Breakdown
February 28, 2010**

Accounts Payable

	Vendor Name	Balance Due Vendor	Description
1	Ambulance Refund	\$ (61.69)	Ambulance Refund
2	Ambulance Refund	\$ (22.20)	Ambulance Refund
3	Ambulance Refund	\$ (229.20)	Ambulance Refund
4	Ambulance Refund	\$ (541.00)	Ambulance Refund
	Total	<u>\$ (854.09)</u>	

Retirement Payable

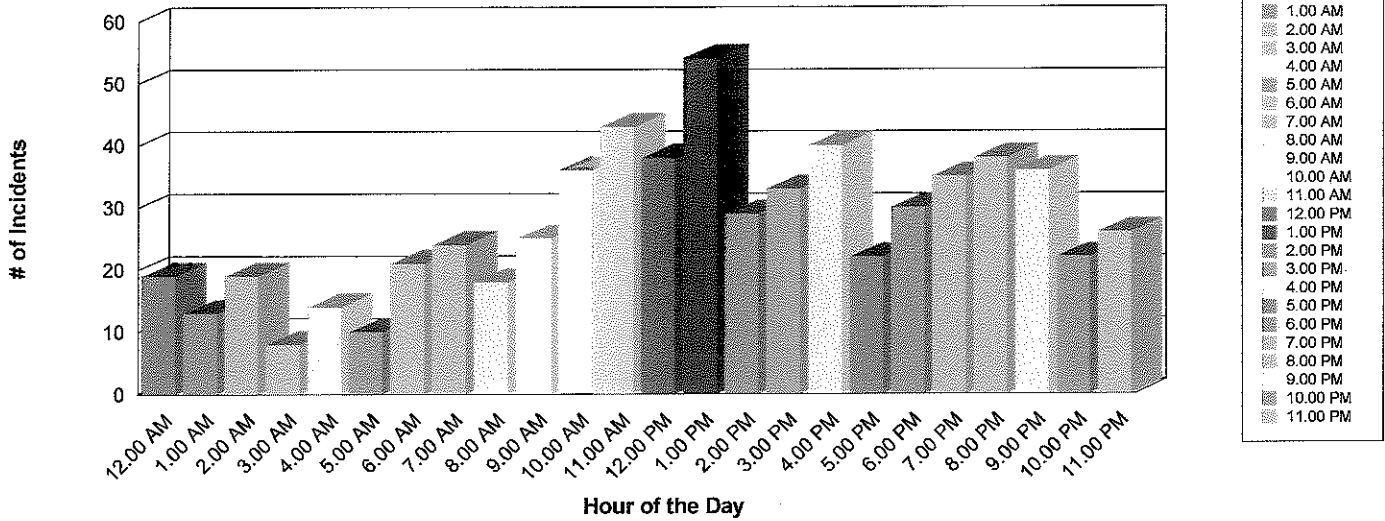
	Vendor Name	Balance Due Vendor	Description
1	Florida Department of Revenue	\$ (100,066.60)	Retirement
	Total	<u>\$ (100,066.60)</u>	

Lehigh Acres Fire Control and Rescue District Ambulance User Fees Billed & Outstanding February 28, 2010

User Fees Outstanding @ 10/01/09 (Audited)	\$ 2,078,239.79
User Fees Billed	\$ 943,582.00
Total User Fees Billed @ 02/28/10	<u>\$ 3,021,821.79</u>
Less: User Fees Cash Received Net of Refunds @ 01/31/10	\$ (447,704.23)
Governmental Contractual Write-Offs	\$ (144,082.21)
Net User Fees Outstanding @ 02/28/10	<u>\$ 2,430,035.35</u>
Less: Allowance for Doubtful Accounts	<u>\$ (1,784,638.70)</u>
Net User Fees Receivable @ 02/28/10	<u><u>\$ 645,396.65</u></u>

Incident Totals by Hour

February 2010



Hour of the Day: 12.00 AM

Total # of Incidents: 19 % of Total Incidents: 2.91%

Hour of the Day: 1.00 AM

Total # of Incidents: 13 % of Total Incidents: 1.99%

Hour of the Day: 2.00 AM

Total # of Incidents: 19 % of Total Incidents: 2.91%

Hour of the Day: 3.00 AM

Total # of Incidents: 8 % of Total Incidents: 1.23%

Hour of the Day: 4.00 AM

Total # of Incidents: 14 % of Total Incidents: 2.15%

Hour of the Day: 5.00 AM

Total # of Incidents: 10 % of Total Incidents: 1.53%

Hour of the Day: 6.00 AM

Total # of Incidents: 21 % of Total Incidents: 3.22%

Hour of the Day: 7.00 AM

Total # of Incidents: 24 % of Total Incidents: 3.68%

Hour of the Day: 8.00 AM

Total # of Incidents: 18 % of Total Incidents: 2.76%

Hour of the Day: 9.00 AM

Total # of Incidents: 25 % of Total Incidents: 3.83%

Hour of the Day: 10.00 AM

Total # of Incidents: 36 % of Total Incidents: 5.52%

Hour of the Day: 11.00 AM

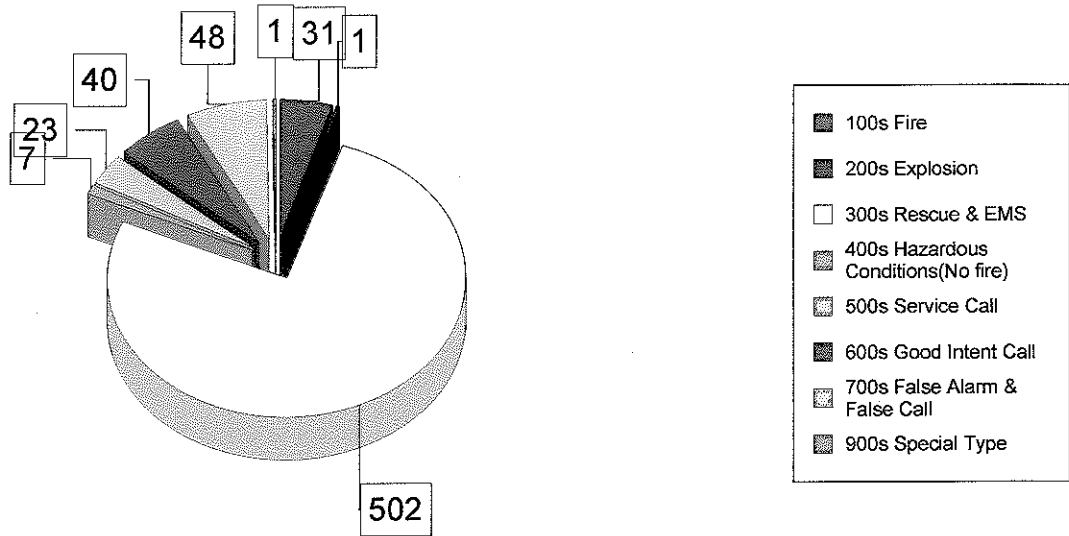
Total # of Incidents: 43 % of Total Incidents: 6.60%

Hour of the Day: 12.00 PM		
Total # of Incidents:	38	% of Total Incidents: 5.83%
Hour of the Day: 1.00 PM		
Total # of Incidents:	54	% of Total Incidents: 8.28%
Hour of the Day: 2.00 PM		
Total # of Incidents:	29	% of Total Incidents: 4.45%
Hour of the Day: 3.00 PM		
Total # of Incidents:	33	% of Total Incidents: 5.06%
Hour of the Day: 4.00 PM		
Total # of Incidents:	40	% of Total Incidents: 6.13%
Hour of the Day: 5.00 PM		
Total # of Incidents:	22	% of Total Incidents: 3.37%
Hour of the Day: 6.00 PM		
Total # of Incidents:	30	% of Total Incidents: 4.60%
Hour of the Day: 7.00 PM		
Total # of Incidents:	35	% of Total Incidents: 5.37%
Hour of the Day: 8.00 PM		
Total # of Incidents:	38	% of Total Incidents: 5.83%
Hour of the Day: 9.00 PM		
Total # of Incidents:	36	% of Total Incidents: 5.37%
Hour of the Day: 10.00 PM		
Total # of Incidents:	22	% of Total Incidents: 3.37%
Hour of the Day: 11.00 PM		
Total # of Incidents:	26	% of Total Incidents: 3.99%
<u>Grand Total Incidents:</u>	<u>652</u>	

Incident Report, By Type Of Incident

February 01-28, 2010

Lehigh Acres Fire Control & Rescue District



Graphed Items are sorted by Incident Type

Type Of Incident:	Total Of Incidents:	Percentage Value:
100 Series-Fire	31	4.75%
200 Series-Explosion	1	0.15%
300 Series-Rescue & EMS	502	76.88%
400 Series-Hazardous Conditions(No fire)	7	1.07%
500 Series-Service Call	23	3.52%
600 Series-Good Intent Call	40	6.13%
700 Series-False Alarm & False Call	48	7.35%
900 Series-Special Type	1	0.15%

Grand Total: 653

Type Of Incident Most Frequent: 300 Series-Rescue & EMS

Print Date: 3/8/2010



Lehigh Acres Fire Control & Rescue District Life Safety Management Division

636 Thomas Sherwin Ave S
Lehigh Acres FL 33974

Phone 239-303-5302
Fax 239-369-2436

February 2010

Summary Report

During January of 2010, the Life Safety Management Division has provided the following service to the community:

- Conducted 8 investigations to determine Origin and Cause of fires involving brush, structures and mobile property. Vehicle and structure fires that the origin and cause could not be identified or were determined to be suspicious in the origin and cause were also processed by the State Fire Marshal's Office.
- 26 New construction inspections were made of projects within Lehigh Acres
- 20 inspections were conducted for the existing business community of Lehigh Acres.
- Continued to provide training to firefighters in "Fire Operations in the Wildland/Urban Interface (S215) as mandated by the State of Florida. (7 days – varying times)
- Revenue (Inspection, false fire alarm, and other admin fees) Fiscal Year 2009-2010:

	February	YTD	Received
False Fire Alarm Billing:	\$0	\$1,450	\$475
Miscellaneous Fees:	\$51	\$381	\$381
Existing Business Insp Fees	\$560	\$3,880	\$3,820
New Construction Insp Fees	\$317	\$6,062.87	\$5,273.87
Total	\$928	\$11,773.87	\$9,949.87

February 2010 Report

Life Safety Management - Outstanding Balances

October 2009

Mavis Irons	277 Ground Dove Circle	False Fire Alarms (2)	\$100
Lehigh HMA Inc Property	1500 Lee Blvd	False Fire Alarm	\$100
HERON POND APARTMENTS	2937 SW 27TH AVE	False Fire Alarm (2)	\$200
Bhanu T. Patel Trust	192 Topanga Drive	False Fire Alarm	\$50
Total			\$450

November 2009

Mavis Irons	277 Ground Dove Circle	False Fire Alarm	\$50
Vistannia Villas (Andros Isles)	10358 Stafford Creek Blvd	False Fire Alarm	\$100
Mercury Rising Heating	2814 Lee Blvd Unit 14	New Const	\$75
Total			\$225

December 2009

Carl Con Group Home	106 Lee Blvd	False Fire Alarm (3)	\$250
Estremera Viera	816 Lee Ave	False fire Alarm	\$25
Heron Pond Apts	1238 Village Lakes Blvd	False Fire Alarm	\$100
Jorge Valentin Upholstery	410 Leonard Blvd, Unit 3	Tenant Change of Use	\$60
Living Waters Fellowship	2201 Joel Blvd	Tent Revival	\$75
Total			\$510

January 2010

AT&T Tower Site	1835 Thompson Way	New Const	\$181.60
Lehigh Express Service Station	1616 Meadow Rd	New const	\$234.40
Lehigh Express Service Station	1616 Meadow Rd	New const	\$148
Total			\$564

February 2010

Morris Depew	720 Ferndale Ave S	New Const	\$75
Total			\$75

Total

(Data compiled as of March 8, 2010)

\$1,824



Lehigh Acres Fire Control & Rescue District

Fire Suppression Division Response Total

636 Thomas Sherwin Ave S
Phone: (239) 303-5300

Lehigh Acres, FL 33974
Fax: (239) 369-2436

Feb-10

Responses By Shift Avg Response Time

	Feb	Feb	YTD
Shift A:	208	8.97	7.52
Shift B:	226	6.59	6.52
Shift C:	201	6.84	6.63

Total Responses: 653

Average Response Time: 7.46 6.89

Incident reports By Incident Type Summary

Incident Type	Total Incidents	YTD
111 Building Fire	4	9
113 Cooking Fire, Confined to Container	0	1
118 Trash or rubbish Fire, Contained	0	0
131 Passenger Vehicle Fire	5	8
132 Road Freight or Transport Vehicle Fire	0	0
134 Water, Vehicle Fire	0	0
138 Off-Road Vehicle or Heavy equipment	0	1
140 Natural Vegetation Fire, other	3	3
141 Forest, Woods or Wildland Fire	0	0
142 Brush, or Brush and Grass Mixture Fire	10	20
143 Grass Fire	5	11
150 Outside Rubbish Fire, Other	2	2
151 Outside Rubbish, Trash or Waste Fire	1	1
154 Dumpster or Other Outside Trash Receptacle fire	0	0
162 Outside Equipment fire	1	1
251 Excessive Scorch Burns with no ignition	1	1
300 Rescue, Emergency Medical Call (EMS) Call, Other	0	1
311 Medical Assist, Assist EMS Crews	11	16
321 EMS Call, Excluding Vehicle Accident With Injury	438	884
322 Vehicle Accident With Injuries	24	59
323 Motor Vehicle/ Pedestrian Accident (MV Ped)	2	2
324 Motor Vehicle Accident With No Injuries	27	42
331 Lock-In	0	0
352 Extrication of Victim(s) From Vehicle	0	0
353 Removal of Victim(s) From Stalled Elevator	0	1

411	Gasoline or Other Flammable Liquid Spill	0	1
413	Oil or Other Combustible Liquid Spill	0	1
441	Heat from short circuit (wiring), defective/worn	2	2
444	Power Line Down	2	4
445	Arching, Shorted Electrical Equipment	0	2
481	Attempt to Burn	1	2
500	Service Call, Other	1	1
510	Person in Distress, other	1	1
511	Lock-out	0	2
531	Smoke or Odor Removal	2	5
541	Animal Problem	0	1
550	Public service assistance, other	2	2
551	Assist police or other governmental agency	1	1
552	Police Matter	1	2
553	Public Service	3	5
554	Assist Invalid	6	12
561	Unauthorized Burning	6	19
600	Good Intent Call, Other	19	20
611	Dispatched & Cancelled Enroute	18	37
621	Wrong Location	0	0
622	No Incident Found on Arrival at Dispatch Address	0	3
631	Authorized Control Burning	1	4
652	Steam, vapor, fog, or dust thought to be smoke	1	1
671	Hazmat Release Investigation W/No Hazmat	1	2
700	False Alarm or False Call Other	22	63
710	Malicious, mischievous false call, other	1	1
711	Municipal Alarm System, Malicious False Alarm	0	1
713	Telephone, malicious false call	1	1
714	Central Station, malicious false call	1	1
715	Local Alarm System, Malicious False Call	0	2
730	System malfunction, Other	4	6
733	Smoke Detector Activation Due to Malfunction	2	6
735	Alarm System Sounded Due to Malfunction	1	2
740	Unintentional Transmission of Alarm, Other	2	2
741	Sprinkler Activation, No Fire - Unintentional	0	0
743	Smoke Detector Activation, No Fire - Unintentional	7	15
744	Detector Activation, No Fire - Unintentional	2	3
745	Alarm System Sounded, No Fire - Unintentional	7	10
911	Citizen Complaint	1	1
Total		653	1307



February 2010 EMS Division Report

Total EMS Related Calls: 572

Transports: 355

Trauma Alert Cases: 4

Stroke Alert Cases: 1

STEMI Alert Cases: 3

Cardiac Arrest Cases: 9

Return of Spontaneous Circulation (ROSC): 1

Drug Assisted Intubations: 3

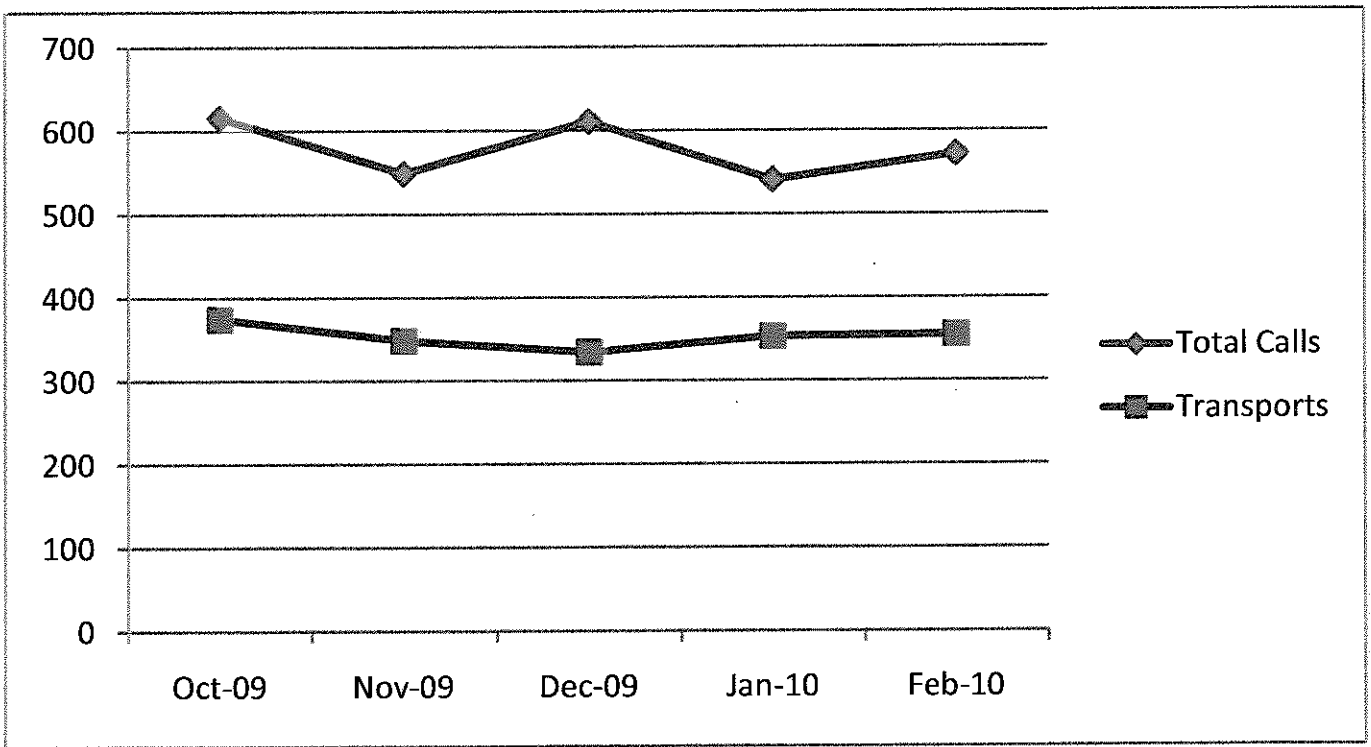
 Trauma Related: 2

 Medical Related: 1

February Training Programs:

- Completed EMS Treatment Guidelines Updates and DuoDote Training
- Drug Assisted Intubation (DAI) in-station training objectives
- Conducted Quality Assurance reviews as directed by the Medical Director

Total Calls / Transports



Date Created: 3/9/2010
Report name: dests.rpt

Transports by Destination

(Summary)

Date Range: 2/1/2010 to 2/26/2010

Destination	Transports	%
	0	0%
CCH	1	0%
GCH	69	19%
LMH	29	8%
LMHP	21	6%
LRMC	233	66%
SWFRMC	2	1%
SYSTEM TOTAL	TOTAL TRANSPORTS	
	355	100%

Date Created: 3/9/2010

Report name: nocss.rpt

Nature of Call at Scene

(Summary)

Date Range: 2/1/2010 to 2/28/2010

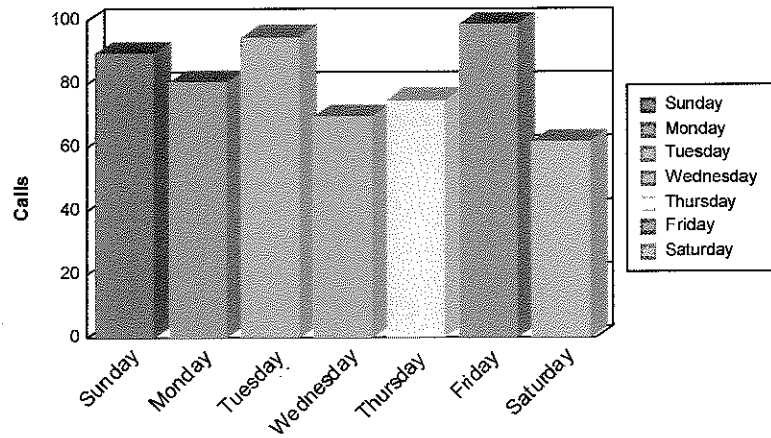
NOC	Calls	% of Total Calls
Abdominal Pain	35	6.36%
Allergies	4	0.73%
Animal Bite	2	0.36%
Assault	11	2.00%
Back Pain	9	1.64%
Breathing Problem	45	8.18%
Burns	2	0.36%
Cardiac Arrest	9	1.64%
Chest Pain	37	6.73%
CO Poisoning/Hazmat	1	0.18%
Convulsions/Seizure	21	3.82%
Diabetic Problem	14	2.55%
Dizziness	5	0.91%
Drowning	1	0.18%
Eye Problem	1	0.18%
Fall Victim	30	5.45%
Headache	3	0.55%
Heart Problems	1	0.18%
Heat/Cold Exposure	1	0.18%
Hemorrhage/Laceration	5	0.91%
Ingestion/Poisoning	14	2.55%
Pregnancy/Childbirth	6	1.09%
Psychiatric Problem	11	2.00%
Sick person	95	17.27%
Stroke/CVA	6	1.09%
Traffic Accident	128	23.27%
Transfer/Interfacility/Palitive Care	5	0.91%
Traumatic Injury	29	5.27%
Unconscious/Fainting	16	2.91%
Unknown Problem Man Down	3	0.55%
SYSTEM TOTAL	550	100%

Calls By Day

Date Range: 2/1/2010 to 2/28/2010

Day of Week	Calls	Calls by Day %
Sunday	90	15.7%
Monday	81	14.2%
Tuesday	95	16.6%
Wednesday	70	12.2%
Thursday	75	13.1%
Friday	99	17.3%
Saturday	62	10.8%

Number of Calls by Day



Total - Runs By Unit By Month

Date Range: 2/1/2010 to 2/28/2010

PRIME UNIT	Month	Incidents
ENGINE 101		
	2/2010	17
UNIT TOTAL		17
ENGINE 102		
	2/2010	29
UNIT TOTAL		29
ENGINE 103		
	2/2010	31
UNIT TOTAL		31
ENGINE 104		
	2/2010	1
UNIT TOTAL		1
RESCUE 101		
	2/2010	108
UNIT TOTAL		108
RESCUE 102		
	2/2010	217
UNIT TOTAL		217
RESCUE 103		
	2/2010	156
	31	

Date Range: 2/1/2010 to 2/28/2010

PRIME UNIT	Month	Incidents
UNIT TOTAL		156
TRUCK 104		
	2/2010	13
UNIT TOTAL		13
SYSTEM TOTAL		572