

# **LEHIGH ACRES FIRE CONTROL AND RESCUE DISTRICT**

## **COMMISSION MEETING**

### **MINUTES**

**September 21, 2010**

The September 21, 2010 regular Commission Meeting of the Lehigh Acres Fire Control and Rescue District Board of Commissioners was held at the Microtel Inn and Suites, 1320 Business Way, Lehigh Acres, FL. The meeting was opened at 4:00 PM by President Berndt. Present were Commissioners Berndt, Adams, Barrett and Hemingway; Chief Don Adams, Assistant Chief Diana Watson, Fire Marshal Ken Bennett, Finance Manager Ben Van Klingeren and Administrative Assistant Susan Platas. Attorney Richard Pringle was also in attendance.

After the Pledge of Allegiance, Commissioner Berndt asked Chief Adams to give the invocation.

#### **ADOPTION OF AGENDA:**

Commissioner Berndt asked if there were any additions, corrections or deletions to the Agenda. Chief requested to add Ratification of Article 17, District 6 CBA. Commissioner Hemingway motioned to accept the amended Agenda with a second from Commissioner Adams. Motion carries.

#### **CONSENT AGENDA:**

- August 11, 2010 Budget Workshop Minutes
- Fire Board Regular Meeting Minutes of August 19, 2010
- Treasurers Report
- Public Records Request Policy
- Travel Reimbursement Policy
- Inventory Control Policy

Commissioner Adams motioned to accept the Consent Agenda with a second from Commissioner Barrett. Motion carries.

#### **PUBLIC COMMENT ON AGENDA ITEMS:**

Kevin Shea, Lehigh Resident, commented on the Public Records Policy under Consent Agenda. He didn't get a chance to see it until now. Post everything on the website. You have an obligation.

1000

1000

1000

-----



Hollis Creach – wants to know where the fire dept stands on burning this town down. He is asking questions about the forestry service burning in Lehigh Acres.

## **DEPARTMENT REPORTS**

### **Chief Adams spoke on the following items:**

- Oct 6 the District is hosting Leadership Lehigh. They will be at the fire station to learn.
- Fire Marshal Bennett participated in a Lee County Task Force.

Commissioner Hemingway questioned the ambulance responses made for the month by Lee County EMS. The book states 5 but Commissioner Hemingway believes it's more. We are having a huge response from Lee County EMS responding into Lehigh. Since we are back at full staff now, we are losing money to the county, which could help balance our budget. We need to straighten this situation out. Chief said that all calls that Lee County runs do not transport.

**DVP 6 and 19:**       None

**DEPARTMENT ATTORNEY:** None

**COMMISSIONER REPORT:**   None

### **UNFINISHED BUSINESS:**

*2010/2011 Commission Meeting Dates* – Commissioners were given monthly meeting dates for the 2010/2011 fiscal year below:

October 21, 2010  
November 18, 2010  
December 14, 2010  
January 20, 2011  
February 15, 2011  
March 24, 2011  
April 19, 2011  
May 19, 2011  
June 21, 2011  
July 21, 2011  
August 18, 2011  
September 22, 2011

Commissioner Berndt motioned that we adopt the dates with a second from Commissioner Adams. Motion carries. Attorney Pringle to post.



Sick Leave Closeout Bank – The Sick Leave bank was ratified by District 6 and now we need the Commissioners to approve and ratify Article 17 A, Sick Leave Closeout Bank. Commissioner Berndt motioned that Commissioners ratify Article 17A, Sick Leave Close-out Bank on the District 6 contract with a second from Commissioner Hemingway. Motion carries.

**NEW BUSINESS:**

None.

**PUBLIC COMMENT:**

Cathy Kruse, resident of Lehigh Acres spoke on the ambulance – Lee County ambulance’s numbers versus the numbers Lehigh Acres puts out. Her problem is she does not want Lehigh to lose their ambulance service. Billing person has done an awfully good job on bringing in ambulance money. We have more than enough staff to be running at least one more ambulance if not two. She would expect that our department look into running more ambulances. This department is doing a disservice to the residents of Lehigh Acres. She is tired of it.

She also spoke on the dependent health insurance in reference to the re-hires and new hires being the only employees to pay for dependant insurance.

Chief responded to some of the concerns that Mrs. Kruse expressed. Whereas our billing specialist does do a good job, a lot of the money that was brought in is from ADPI is not just transports for the month. We don’t have enough employees on line to put on the additional ambulances she is requesting. Due to the SAFER grant, we must have 4 employees on an engine.

Kevin Shea spoke having volunteers to help with the website.


**COMMISSIONERS COMMENTS:**

Commissioner Adams supports the website and the Government in the Sunshine Law.  
Commissioner Hemingway agrees with Mr. Shea regarding having volunteers work on our website.

**ADMINISTRATIVE COMMENTS:**

None.

Adjourn 5:22 pm



## MINUTES

### LEHIGH ACRES FIRE CONTROL AND RESCUE DISTRICT

#### FINAL BUDGET HEARING

September 21, 2010

The September 21, 2010 Final Budget Hearing of the Lehigh Acres Fire Control and Rescue District Board of Commissioners was opened at 5:01pm by President Berndt. Present were: Commissioners, Hemingway, Berndt, Adams and Barrett; Chief Adams, Assistant Chief Watson, Fire Marshal Bennett, Administrative Assistant Platas and Finance Manager VanKlingeren. Attorney Richard Pringle was also in attendance.

Commissioner Berndt stated that this is a Final Budget Hearing for the proposed budget for the 2010/2011 fiscal year.

Commissioner Berndt stated "The Lehigh Acres Fire Control and Rescue District is proposing a millage rate for the 2010/2011 fiscal year of 3.000 mills. This will help fund the proposed budget of \$25,266,146. The proposed millage rate of 3.000 mills is a 22.83% decrease over the roll-back rate of 3.8875".

#### Public Comment on Millage:


Kevin Shea raised the issue of the uncollected debt in the line item that has zero in it. He also questioned line 522.1230. The very preliminary outlook for property is approx 5% decrease in property value.

Mr. King stated the big elephant in the budget is salaries and benefits. You don't get enough money in your taxes to pay the salaries and benefits. You are going to have to cut your salaries and benefits a minimum of 30%. Commissioner Hemingway would like to see a fire assessment. They were killed in the elections. If you think in Lehigh that you are getting an assessment through, you're dreaming.

#### Commissioners Comments:

Commissioner Hemingway commented on the Cash Carried Forward. Finance Manager Ben VanKlingeren explained to Commissioners the breakdown of the Budget. He also commented on moving Station 102 off Homestead Road. We should try to lower the millage in order to hand over the budget to the new Commissioners coming onboard in November.

Commissioner Adams stated when the Safer Grant runs out we are going to lose a lot of people.



Commissioner Berndt stated we identified a hole and asked the employees to find a portion of it. We should not be calling in to question employee salaries and benefits. He is surprised that Commissioner Hemingway waited until the final budget hearing to want to make changes.

Commissioner Hemingway stated he brought forth charging a flat tax three times but was voted down each time.

Commissioner Berndt stated he never said Commissioner Hemingway was wrong about the flat tax.... it's just a matter of timing.

Commissioner Berndt read Millage Rate Resolution #10-09-03 adopting a final millage rate of 3.000 mills for October 1, 2010 through September 30, 2011.

Commissioner Berndt motioned that we adopt the Millage Resolution #10-09-03 with a second from Commissioner Barrett.

Commissioner Hemingway – nay  
Commissioner Adams - aye  
Commissioner Barrett – aye  
Commissioner Berndt – aye

Motion passed 3-1 with the opposing vote from Commissioner Hemingway.


Commissioner Berndt stated we have a resolution to adopt budget for 2010/2011. Attorney Pringle read Resolution #10-09-04 adopting a final budget in the amount of \$25,266,146 for October 1, 2010 through September 30, 2011.

Commissioner Berndt motioned that we adopt the budget resolution #10-09-04 with a second from Commissioner Adams.

Commissioner Hemingway – nay  
Commissioner Adams- aye  
Commissioner Barrett – aye  
Commissioner Berndt – aye

Motion passed 3-1 with the opposing vote from Commissioner Hemingway .

Motion to adjourn: 6:14.



RESOLUTION NO. 10-09-04

**A RESOLUTION OF THE BOARD OF COMMISSIONERS OF THE LEHIGH ACRES FIRE CONTROL AND RESCUE DISTRICT ADOPTING THE FINAL BUDGET FOR FISCAL YEAR 2010/2011, COMMENCING ON OCTOBER 1, 2010, AND ENDING ON SEPTEMBER 30, 2011; PROVIDING FOR AN EFFECTIVE DATE.**

WHEREAS, the Board of Commissioners of the Lehigh Acres Fire Control and Rescue District properly advertised and held a final public budget hearing on Tuesday, September 21, 2010, to adopt a final budget for the District's fiscal year commencing October 1, 2010, and ending September 30, 2011.

NOW THEREFORE, BE IT RESOLVED BY THE GOVERNING BOARD OF THE LEHIGH ACRES FIRE CONTROL AND RESCUE DISTRICT THAT:

Section 1. The final budget of estimated expenditures and revenue for the fiscal year commencing October 1, 2010, and ending September 30, 2011, is \$25,266,146.

Section 2. The final budget is approved and shall become effective at the beginning of the 2010/2011 fiscal year on October 1, 2010, and the taxing authority funds may be expended commencing on October 1, 2010, and ending on September 30, 2011.

Section 3. This Resolution shall take effect immediately upon its adoption.

THE FOREGOING RESOLUTION WAS OFFERED BY COMMISSIONER Berndt WHO MOVED THE RESOLUTION'S ADOPTION. THE MOTION WAS SECONDED BY COMMISSIONER Adams AND, UPON BEING PUT TO A VOTE, THE VOTE WAS AS FOLLOWS:

Commissioner Jeffery Berndt  
Commissioner Julie Barrett  
Commissioner David P. Adams  
Commissioner Ralph Hemingway


Aye  
Aye  
Aye  
Nay

Duly passed and adopted on this 21<sup>st</sup> day of September, 2010.

Board of Commissioners of the Lehigh Acres Fire Control and Rescue District

By: [Signature]  
Jeffery Berndt, Chair

Attest by: [Signature]  
David P. Adams, Secretary



RESOLUTION NO. 10-09-03

**A RESOLUTION OF THE BOARD OF COMMISSIONERS OF THE LEHIGH ACRES FIRE CONTROL AND RESCUE DISTRICT ADOPTING THE FINAL MILLAGE RATE FOR FISCAL YEAR 2010/2011, COMMENCING ON OCTOBER 1, 2010, AND ENDING ON SEPTEMBER 30, 2011; PROVIDING FOR AN EFFECTIVE DATE.**

WHEREAS, the Board of Commissioners of the Lehigh Acres Fire Control and Rescue District properly advertised and held a final public budget hearing to adopt a final millage rate for the District's fiscal year commencing October 1, 2010, and ending September 30, 2011.

NOW THEREFORE, BE IT RESOLVED BY THE GOVERNING BOARD OF THE LEHIGH ACRES FIRE CONTROL AND RESCUE DISTRICT THAT:

Section 1. The Governing Board does hereby adopt its final millage rate of 3.0000 mills to be levied for the general fund upon all real and tangible personal property located within the boundaries of the above named taxing authority.

Section 2. THE FINAL LEVY OF 3.0000 MILLS IS LESS THAN THE ROLLED BACK RATE OF 3.8875 MILLS BY 22.83 %.

Section 3. This final millage rate of mills for the general fund is to fund the expenses for the fiscal year commencing October 1, 2010, and ending September 30, 2011.

Section 4. This Resolution shall take effect immediately upon its adoption.

THE FOREGOING RESOLUTION WAS OFFERED BY COMMISSIONER Berndt WHO MOVED THE RESOLUTION'S ADOPTION. THE MOTION WAS SECONDED BY COMMISSIONER Barrett AND, UPON BEING PUT TO A VOTE, THE VOTE WAS AS FOLLOWS:

Commissioner Jeffery Berndt  
Commissioner Julie Barrett  
Commissioner David P. Adams  
Commissioner Ralph Hemingway


Aye  
Aye  
Aye  
NAY

Duly passed and adopted on this 21<sup>st</sup> day of September, 2010.

Board of Commissioners of the Lehigh Acres  
Fire Control and Rescue District

By: [Signature]  
Jeffery Berndt, Chair


Attest by: [Signature]  
David P. Adams, Secretary



**Lehigh Acres Fire Control and Rescue District**  
**Receipts and Disbursements**  
**For the twelfth month ending September 30, 2010**

	Period To Date		Annual Budget	Year To Date		Budget Variance
	Actual	%		Actual	%	
<b>Beginning Cash</b>	-		\$ 13,550,874	\$ 13,550,874	100.00%	\$ (0.02)
Ad Valorem Taxes	52,181.75	0.56%	\$ 9,299,880	9,524,237.67	102.41%	224,357.67
Grants	-	0.00%	\$ -	69,462.00	0.00%	69,462.00
Donations	-	0.00%	\$ 200	421.45	210.73%	221.45
William Ziegler Memorial	-	0.00%	\$ -	150.00	0.00%	(150.00)
Paul J. Dübe Paramedic Fund	-	0.00%	\$ -	-	0.00%	-
Inspection Fees	2,202.40	4.40%	\$ 50,000	28,306.92	56.61%	(21,693.08)
Ambulance Billing	110,306.57	11.03%	\$ 1,000,000	1,301,793.19	130.18%	301,793.19
Interest	2,424.36	12.12%	\$ 20,000	40,436.38	202.18%	20,436.38
Interest - Impact Fees	24.61	0.00%	\$ 400	364.78	0.00%	(35.22)
Interest-Ad Valorem	-	0.00%	\$ -	-	0.00%	-
Impact Fees	-	0.00%	\$ 1,460	-	0.00%	(1,460.00)
Proceeds from Insurance	2,123.12	0.00%	\$ -	2,673.12	0.00%	2,673.12
Miscellaneous Income	18,707.54	31.18%	\$ 60,000	134,482.95	224.14%	74,482.95
Other Government Revenue	-	0.00%	\$ 12,000	-	0.00%	(12,000.00)
Prevention Fees & Sales	-	0.00%	\$ -	-	0.00%	-
<b>Total Receipts</b>	<b>\$ 187,970.35</b>	<b>0.78%</b>	<b>\$ 23,994,814</b>	<b>24,653,202.44</b>	<b>102.74%</b>	<b>658,088.44</b>
<b>Disbursements</b>						
<b>1100</b> Salaries	784,101.11	12.11%	6,473,494	6,728,609.20	103.94%	(255,115.20)
<b>1200</b> Employee Benefits	349,923.08	8.14%	4,301,087	3,506,545.99	81.53%	794,541.01
<b>3310</b> Professional Services	11,933.03	1.51%	789,921	501,167.22	63.45%	288,753.78
<b>3340</b> Contract Services	-	0.00%	10,000	82.50	0.83%	9,917.50
<b>3400</b> Travel Commission	-	0.00%	-	-	0.00%	-
<b>3410</b> Communications	4,437.46	4.23%	105,000	71,914.81	68.49%	33,085.19
<b>3430</b> Utilities	9,335.27	8.77%	106,500	96,610.57	90.71%	9,889.43
<b>3440</b> Rentals	-	0.00%	3,000	-	0.00%	3,000.00
<b>3450</b> Insurance/General	847.39	0.65%	130,000	111,292.50	85.61%	18,707.50
<b>3460</b> Maintenance	17,361.15	6.29%	276,000	196,914.22	71.35%	79,085.78
<b>3480</b> Promotional	-	0.00%	5,000	144.00	2.88%	4,856.00
<b>3490</b> Other Current Charges	4,372.39	3.60%	121,500	28,340.46	23.33%	93,159.54
<b>3510</b> Office	2,151.89	8.61%	25,000	16,534.65	66.14%	8,465.35
<b>3520</b> Operating Supplies	36,202.68	9.44%	383,437	356,054.09	92.86%	27,382.91
<b>6600</b> Capital	339.19	0.00%	82,017	80,600.37	0.00%	1,416.63
<b>7700</b> Debt Service	-	0.00%	-	-	0.00%	-
<b>8000</b> Bad Debt Expense	138.89	0.00%	-	-	0.00%	-
<b>9000</b> Collection Fees	-	0.00%	10,000	2,921.79	29.22%	7,078.21
<b>9900</b> Operating Reserves	-	0.00%	7,253,015	-	0.00%	7,253,015.00
<b>9901</b> Capital Reserves	-	0.00%	2,919,843	-	0.00%	2,919,843.00
<b>9902</b> Personnel Reserves	-	0.00%	-	-	0.00%	-
<b>9905</b> Disaster Reserves	-	0.00%	1,000,000	-	0.00%	1,000,000.00
<b>TOTAL DISBURSEMENTS</b>	<b>\$ 1,221,143.53</b>	<b>5.09%</b>	<b>23,994,814</b>	<b>\$ 11,697,732.37</b>	<b>48.75%</b>	<b>\$ 12,297,081.63</b>
<b>YTD NET</b>				<b>\$ 12,955,470.07</b>		


(NOTE: The September 30, 2010 Period to Date and Year to Date balances DO NOT include year end accrual adjustments.)



**LEHIGH ACRES FIRE CONTROL RESCUE DISTRICT  
BREAKDOWN OF ACCOUNTS  
FOR THE TWELFTH  
MONTH ENDING SEPTEMBER 30, 2010**

	PERIOD TO DATE		Annual Budget	YEAR TO DATE		Budget Variance
	Actual	%		Actual	%	
<b>1100 SALARIES</b>						
1110 Administrative Salaries	43,566.82	7.89%	552,241	531,103.28	96.17%	21,137.72
1120 Regular Salaries	581,262.71	10.31%	5,640,109	5,677,654.52	100.67%	(37,545.52)
1130 Holiday Pay	27,594.07	57.32%	48,144	233,455.15	484.91%	(185,311.15)
1140 Overtime	1,823.02	2.43%	75,000	113,305.46	151.07%	(38,305.46)
1150 Sick Time	129,864.49	114.92%	113,000	129,864.49	114.92%	(16,864.49)
1160 Annual Sick Time Pay	-	0.00%	45,000	43,226.30	96.06%	1,773.70
<b>Total Salaries</b>	<b>784,101.11</b>	<b>12.11%</b>	<b>6,473,494</b>	<b>6,728,609.20</b>	<b>103.94%</b>	<b>(255,115.20)</b>
<b>1200 EMPLOYEE BENEFITS</b>						
1210 Payroll Tax Expense	59,983.76	12.33%	486,578	513,087.16	105.45%	(26,509.16)
1220 Retirement	147,108.48	10.34%	1,422,330	1,365,194.49	95.98%	57,135.51
1221 Retirement Liability	-	0.00%	-	3,240.00	0.00%	(3,240.00)
1230 Group Insurance	142,830.84	8.31%	1,718,179	1,394,255.56	81.15%	323,923.44
1240 Worker's Compensation	-	0.00%	245,000	164,212.33	67.03%	80,787.67
1250 Unemployment Compensation	-	0.00%	429,000	66,556.45	15.51%	362,443.55
<b>Total Employee Benefits</b>	<b>349,923.08</b>	<b>8.14%</b>	<b>4,301,087</b>	<b>3,506,545.99</b>	<b>81.53%</b>	<b>794,541.01</b>
<b>3310 PROFESSIONAL SERVICES</b>						
3311 Property Appraiser	-	0.00%	135,000	118,649.76	87.89%	16,350.24
3312 Legal Fees	5,762.50	7.20%	80,000	87,753.26	109.69%	(7,753.26)
3313 Medical Director	4,000.00	6.67%	60,000	48,000.00	80.00%	12,000.00
3314 Physicals	478.00	9.72%	4,920	14,017.06	284.90%	(9,097.06)
3315 Land Taxes	-	0.00%	4,500	2,458.90	54.64%	2,041.10
3316 Tax Collector's Commission	1,043.65	0.00%	470,001	191,984.79	40.85%	278,016.21
3317 Actuarial Study	-	0.00%	-	-	0.00%	-
3319 Miscellaneous Charges	623.88	0.00%	9,000	10,381.45	115.35%	(1,381.45)
3320 Audit	-	0.00%	25,000	26,335.00	105.34%	(1,335.00)
3321 Professional Service Fees	25.00	0.00%	1,500.00	1,587.00	105.80%	87.00
<b>Total Professional Services</b>	<b>11,933.03</b>	<b>1.51%</b>	<b>789,921</b>	<b>501,167.22</b>	<b>9.84</b>	<b>288,927.78</b>
<b>3340 CONTRACT SERVICES</b>						
3342 Outside Maintenance	-	0.00%	10,000	82.50	0.83%	9,917.50
3343 Ambulance & Medical Billing	-	0.00%	-	-	0.00%	-
3344 5 Year Plan	-	0.00%	-	-	0.00%	-
<b>Total Contract Services</b>	<b>-</b>	<b>0.00%</b>	<b>10,000</b>	<b>82.50</b>	<b>0.83%</b>	<b>9,917.50</b>
<b>3400 TRAVEL/PER DIEM (COMMISSION)</b>	<b>-</b>	<b>0.00%</b>	<b>-</b>	<b>-</b>	<b>0.00%</b>	<b>-</b>
<b>3410 COMMUNICATIONS</b>	<b>4,437.46</b>	<b>4.23%</b>	<b>105,000</b>	<b>71,914.81</b>	<b>68.49%</b>	<b>33,085.19</b>
<b>3430 UTILITIES</b>						
3431 Electric	7,574.89	9.47%	80,000	75,864.57	94.83%	4,135.43
3432 Utilities	1,760.38	6.64%	26,500	20,746.00	78.29%	5,754.00
<b>Total Utilities</b>	<b>9,335.27</b>	<b>8.77%</b>	<b>106,500</b>	<b>96,610.57</b>	<b>90.71%</b>	<b>9,889.43</b>
<b>3440 RENTALS</b>	<b>-</b>	<b>0.00%</b>	<b>3,000</b>	<b>-</b>	<b>0.00%</b>	<b>3,000.00</b>
<b>3450 INSURANCE (GENERAL)</b>	<b>847.39</b>	<b>0.65%</b>	<b>130,000</b>	<b>111,292.50</b>	<b>85.61%</b>	<b>18,707.50</b>
<b>3460 MAINTENANCE</b>						
3461 Building Maintenance	4,710.34	15.19%	31,000	34,960.74	112.78%	(3,960.74)
3462 Equipment Maintenance	1,345.00	3.36%	40,000	18,907.41	47.27%	21,092.59
3463 Vehicle Maintenance	9,325.25	9.82%	95,000	81,947.28	86.26%	13,052.72
3464 Maintenance Contracts	1,980.56	1.80%	110,000	61,098.79	55.54%	48,901.21
<b>Total Maintenance</b>	<b>17,361.15</b>	<b>6.29%</b>	<b>276,000</b>	<b>196,914.22</b>	<b>71.35%</b>	<b>79,085.78</b>


(NOTE: The September 30, 2010 Period to Date and Year to Date balances DO NOT include year end accrual adjustments.)



**LEHIGH ACRES FIRE CONTROL RESCUE DISTRICT  
BREAKDOWN OF ACCOUNTS  
FOR THE TWELFTH  
MONTH ENDING SEPTEMBER 30, 2010**

	PERIOD TO DATE		Annual Budget	YEAR TO DATE		Budget Variance
	Actual	%		Actual	%	
<b>3480 PROMOTIONAL</b>	-	0.00%	5,000	144.00	2.88%	4,856.00
<b>3490 OTHER CURRENT CHGS &amp; OBLIGATIONS</b>						
3491 Motel/Travel/Per Diem	663.00	11.05%	6,000	2,290.56	38.18%	3,709.44
3492 Training	387.00	0.97%	40,000	2,111.00	5.28%	37,889.00
3493 Administrative/Board	2,697.19	49.04%	5,500	5,889.19	107.08%	(389.19)
3494 Administrative/Elections	-	0.00%	-	-	0.00%	-
3495 Administrative/Office	625.20	3.13%	20,000	13,327.21	66.64%	6,672.79
3496 Contingencies	-	0.00%	50,000	4,722.50	9.45%	45,277.50
<b>Total Other Current Chgs &amp; Obligations</b>	<b>4,372.39</b>	<b>3.60%</b>	<b>121,500</b>	<b>28,340.46</b>	<b>23.33%</b>	<b>93,159.54</b>
<b>3510 OFFICE</b>	<b>2,151.89</b>	<b>8.61%</b>	<b>25,000</b>	<b>16,534.65</b>	<b>66.14%</b>	<b>8,465.35</b>
<b>3520 DEPARTMENT SUPPLIES</b>						
3521 Department Supplies	760.97	1.27%	60,000	26,292.57	43.82%	33,707.43
3522 Paramedic Supplies	10,421.08	10.42%	100,000	142,820.10	142.82%	(42,820.10)
3523 Gas/Oil	15,565.91	12.45%	125,000	113,502.64	90.80%	11,497.36
3524 Uniforms	2,964.41	16.57%	17,886	16,536.26	92.45%	1,349.74
3525 Propane	1,951.76	13.01%	15,000	9,572.46	63.82%	5,427.54
3526 Computer Supplies	-	0.00%	34,551	10,275.71	29.74%	24,275.29
3527 Prevention Supplies	-	0.00%	-	-	0.00%	-
3528 Janitorial Supplies	2,954.70	19.70%	15,000	24,089.65	160.60%	(9,089.65)
3529 Training Supplies	1,583.85	15.84%	10,000	8,049.85	80.50%	1,950.15
3530 Shop Supplies	-	0.00%	6,000	4,914.85	81.91%	1,085.15
<b>Total Department Supplies</b>	<b>36,202.68</b>	<b>89.26%</b>	<b>383,437</b>	<b>356,054.09</b>	<b>92.86%</b>	<b>27,382.91</b>
<b>6600 CAPITAL</b>						
6620 Buildings	-	0.00%	-	-	0.00%	-
6630 Improvements/Other	-	0.00%	-	-	0.00%	-
6640 Machinery and Equipment	-	0.00%	-	1,517.00	0.00%	(1,517.00)
6641 Grants	339.19	0.00%	-	339.19	0.00%	(339.19)
6642 Impact Fees	-	0.00%	1,860	477.21	0.00%	1,382.79
6643 Computers	-	0.00%	10,695	7,815.00	73.07%	2,880.00
6644 Future Growth Fund	-	0.00%	-	-	0.00%	-
6645 Vehicles	-	0.00%	69,462	69,462.00	100.00%	-
6650 Const. In Progress	-	0.00%	-	989.97	0.00%	(989.97)
6661 General Fund Less than Cap Amt.	-	0.00%	-	-	0.00%	-
<b>Total Capital Outlay</b>	<b>339.19</b>	<b>0.00%</b>	<b>82,017</b>	<b>80,600.37</b>	<b>0.00%</b>	<b>1,416.63</b>
<b>7700 DEBT SERVICE</b>						
7710 Principal	-	0.00%	-	-	0.00%	-
7720 Interest on Loans	-	0.00%	-	-	0.00%	-
7730 Interest on Credit Line	-	0.00%	-	-	0.00%	-
<b>Total Debt Service</b>	<b>-</b>	<b>0.00%</b>	<b>-</b>	<b>-</b>	<b>0.00%</b>	<b>-</b>
<b>8000 Bad Debt Expense</b>	<b>-</b>	<b>0.00%</b>	<b>-</b>	<b>-</b>	<b>0.00%</b>	<b>-</b>
<b>9000 Collection Fees</b>	<b>138.89</b>	<b>1.39%</b>	<b>10,000</b>	<b>2,921.79</b>	<b>29.22%</b>	<b>7,078.21</b>
<b>9900 OPERATING RESERVES</b>	<b>-</b>	<b>0.00%</b>	<b>7,253,015</b>	<b>-</b>	<b>0.00%</b>	<b>7,253,015.00</b>
<b>9901 CAPITAL RESERVES</b>	<b>-</b>	<b>0.00%</b>	<b>2,919,843</b>	<b>-</b>	<b>0.00%</b>	<b>2,919,843.00</b>
<b>9902 PERSONNEL RESERVES</b>	<b>-</b>	<b>0.00%</b>	<b>-</b>	<b>-</b>	<b>0.00%</b>	<b>-</b>
<b>9905 DISASTER RESERVES</b>	<b>-</b>	<b>0.00%</b>	<b>1,000,000</b>	<b>-</b>	<b>0.00%</b>	<b>1,000,000.00</b>
<b>Total Operating Expenditures</b>	<b>1,221,143.53</b>	<b>5.09%</b>	<b>23,994,814</b>	<b>11,697,732.37</b>	<b>48.75%</b>	<b>12,297,255.63</b>

(NOTE: The September 30, 2010 Period to Date and Year to Date balances DO NOT include year end accrual adjustments.)



Balance Sheet  
As of 9/30/2010  
LEHIGH ACRES FIRE CONTROL DISTRICT (LFD)

(GENERAL FUND)

ASSETS

CURRENT ASSETS

101-0100	General Checking Account	\$	149,696.58	
101-0101	General M/Mkt Account	\$	12,636,126.83	
102-0100	Petty Cash	\$	200.00	
115-0098	Accounts Receivable-Insp. Fees-Collections	\$	715.00	
115-0099	Accounts Receivable/User Fees - Collections	\$	1,954,914.09	
115-0100	Accounts Receivable/Users Fees	\$	1,105,116.89	
115-0101	Acct. Receivable/Inspections	\$	2,901.40	
117-0099	Allowance for Doubtful Accts-Collections	\$	-1,954,914.09	
117-0100	Allowance for Doubtful Account	\$	-790,578.86	
117-0101	Allowance for Doubtful Account - Inspection	\$	-715.00	
118-0100	Due from Impact Fee Fund	\$	2,659,279.60	
	<b>Total CURRENT ASSETS:</b>			\$ 15,762,742.44

FIXED ASSETS

161-9001	Land	\$	267,663.53	
162-9001	Buildings	\$	7,970,018.18	
163-9001	Accum Dep-Buildings	\$	-776,435.93	
164-9001	Improvements/No Buildings	\$	181,473.54	
165-9001	Accum Dep-Improvements/No Bldg	\$	-70,834.01	
166-9001	Equipment and Furniture	\$	2,281,498.10	
166-9002	Vehicles	\$	6,564,739.24	
167-9001	Accum Dep-Equip & Furn	\$	-1,091,064.76	
167-9002	Accum Dep-Vehicles	\$	-3,590,470.31	
	<b>Total FIXED ASSETS:</b>			\$ 11,736,587.58

OTHER ASSETS

181-0100	Debt Ser./Compensated Absences	\$	722,411.07	
181-0101	Debt Service - Retiree's Insurance	\$	142,550.20	
	<b>Total OTHER ASSETS:</b>			\$ 864,961.27
	<b>Total ASSETS:</b>			\$ 28,364,291.29

LIABILITIES

CURRENT LIABILITIES


202-0100	Accounts Payable/ Trade	\$	756.90	
202-0400	Sales Tax Payable	\$	15.05	
210-0100	Compensated Absences	\$	722,411.07	
216-0111	Retiree's Insurance Liability	\$	142,550.20	
216-0112	Retirement Payable	\$	147,108.48	
	<b>Total CURRENT LIABILITIES:</b>			\$ 1,012,841.70

FUND BALANCE-DEBT SERVICE FUND

280-0100	Equity/ General Fixed Assets	\$	17,265,392.59	
280-0101	Equity/Acc Dep-Gen Fixed Asset	\$	-5,528,805.01	
	<b>Total FUND BALANCE-DEBT SERVICE FUND:</b>			\$ 11,736,587.58
	<b>Total LIABILITIES:</b>			\$ 12,749,429.28

EQUITY

270-0000	Fund Balance - General Fund	\$	16,210,153.58	
270-0000	Retained Earnings-Current Year	\$	-595,291.57	
	<b>Total EQUITY:</b>			\$ 15,614,862.01
				\$ 28,364,291.29



**Income Statement**

**For The 12 Periods Ended 9/30/2010**

**LEHIGH ACRES FIRE CONTROL DISTRICT (LFD)**

**(GENERAL FUND)**

**REVENUE**

		Period to Date	Year to Date
311-0100	Ad Valorem Taxes	\$ 52,181.75	\$ 9,524,237.67
334-0100	Grants	\$ -0.00	\$ 69,462.00
336-0100	Donations	\$ -0.00	\$ 421.45
336-0101	William Ziegler Memorial	\$ -0.00	\$ 150.00
342-0500	Inspection Fees	\$ 2,202.40	\$ 28,306.92
342-0600	Ambulance Billing	\$ 110,306.57	\$ 1,301,793.19
361-0100	Interest	\$ 2,424.36	\$ 40,436.38
369-0100	Miscellaneous Income	\$ 18,707.54	\$ 134,482.95
369-0103	Proceeds from Insurance	\$ 2,123.12	\$ 2,673.12


**Total REVENUE:** \$ 187,945.74      \$ 11,101,963.68

**EXPENSES**

522-1110	Administrative Salaries	\$ 43,556.82	\$ 531,103.28
522-1120	Regular Salaries	\$ 581,262.71	\$ 5,677,654.52
522-1130	Holiday Pay	\$ 27,594.07	\$ 233,455.15
522-1140	Overtime	\$ 1,823.02	\$ 113,305.46
522-1150	Sick Time	\$ 129,864.49	\$ 129,864.49
522-1160	Annual Sick Time Pay	\$ -0.00	\$ 43,226.30
522-1210	Payroll Tax Expense	\$ 59,983.76	\$ 513,087.16
522-1220	Retirement	\$ 147,108.48	\$ 1,365,194.49
522-1221	Retirement Liability	\$ 0.00	\$ 3,240.00
522-1230	Group Insurance	\$ 142,830.84	\$ 1,394,255.56
522-1240	Worker's Compensation	\$ 0.00	\$ 164,212.33
522-1250	Unemployment Compensation	\$ 0.00	\$ 66,556.45
522-3311	Property Appraiser	\$ 0.00	\$ 118,649.76
522-3312	Legal Fees	\$ 5,762.50	\$ 87,753.26
522-3313	Medical Director	\$ 4,000.00	\$ 48,000.00
522-3314	Physicals	\$ 478.00	\$ 14,017.06
522-3315	Land Taxes	\$ 0.00	\$ 2,458.90
522-3316	Tax Collector's Commission	\$ 1,043.65	\$ 191,984.79
522-3319	Miscellaneous Charges	\$ 623.88	\$ 10,381.45
522-3320	Audit	\$ 0.00	\$ 26,335.00
522-3321	Professional Service Fees	\$ 25.00	\$ 1,587.00
522-3342	Outside Maintenance	\$ 0.00	\$ 82.50
522-3410	Communications	\$ 4,437.46	\$ 71,914.81
522-3431	Electric	\$ 7,574.89	\$ 75,864.57
522-3432	Water/Sewer/Trash Collection	\$ 1,760.38	\$ 20,746.00
522-3450	Insurance/ General	\$ 847.39	\$ 111,292.50
522-3461	Building Maintenance	\$ 4,710.34	\$ 34,960.74
522-3462	Equipment Maintenance	\$ 1,345.00	\$ 18,907.41
522-3463	Vehicle Maintenance	\$ 9,325.25	\$ 81,947.28
522-3464	Maintenance Contracts	\$ 1,980.56	\$ 61,098.79
522-3480	Promotional	\$ 0.00	\$ 144.00
522-3491	Motel/Travel/Per Diem	\$ 663.00	\$ 2,290.56
522-3492	Training	\$ 387.00	\$ 2,111.00
522-3493	Administrative/ Board	\$ 2,697.19	\$ 5,889.19
522-3495	Administrative/ Office	\$ 625.20	\$ 13,327.21
522-3496	Contingencies	\$ 0.00	\$ 4,722.50
522-3510	Office Supplies	\$ 2,151.89	\$ 16,534.65
522-3521	Department Supplies	\$ 760.97	\$ 26,292.57
522-3522	Paramedic Supplies	\$ 10,421.08	\$ 142,820.10
522-3523	Gas/Oil	\$ 15,565.91	\$ 113,502.64
522-3524	Uniforms	\$ 2,964.41	\$ 16,536.26
522-3525	Propane	\$ 1,951.76	\$ 9,572.46
522-3526	Computer Supplies	\$ 0.00	\$ 10,275.71
522-3528	Janitorial Supplies	\$ 2,954.70	\$ 24,089.65
522-3529	Training Supply	\$ 1,583.85	\$ 8,049.85
522-3530	Mechanical Maintenance Supply	\$ 0.00	\$ 4,914.85
522-6640	Machinery and Equipment	\$ 0.00	\$ 1,517.00
522-6641	Grants	\$ 339.19	\$ 339.19
522-6643	Computers	\$ 0.00	\$ 7,815.00
522-6645	Vehicles	\$ 0.00	\$ 69,462.00
522-6661	General Fund less than Capital Amount	\$ 0.00	\$ 989.97
522-9000	Collection Fees	\$ 138.89	\$ 2,921.79

**Total EXPENSES:** \$ 1,221,143.53      \$ 11,697,255.16

**Net Income (Loss):** \$ -1,033,197.79      \$ -595,291.48



Balance Sheet  
 As of 9/30/2010  
 LEHIGH ACRES FIRE CONTROL DISTRICT (LFD)

(IMPACT FEE FUND)

ASSETS

CURRENT ASSETS

101-0102	Impact Fee Account	\$	<u>136,125.24</u>	
	Total CURRENT ASSETS:			\$ 136,125.24
	Total ASSETS:			<u>\$ 136,125.24</u>


LIABILITIES

CURRENT LIABILITIES

217-0100	Due to General Fund	\$	2,659,279.60	
223-0100	Deferred Revenues - Impact Fees	\$	<u>136,237.58</u>	
	Total CURRENT LIABILITIES:			\$ 2,795,517.18

EQUITY


248-0100	Equity/ Impact Fees	\$	-2,659,279.60	
270-0000	Retained Earnings-Current Year	\$	<u>-112.34</u>	
	Total EQUITY:			\$ -2,659,391.94



**Income Statement**  
**For The 12 Periods Ended 9/30/2010**  
**LEHIGH ACRES FIRE CONTROL DISTRICT (LFD)**

**IMPACT FEE FUND**

		Period to Date	Year to Date
<b>REVENUE</b>			
361-0101	Interest - Impact Fees	\$ 24.61	\$ 364.78
	<b>Total REVENUE:</b>	\$ 24.61	\$ 364.78
	<b>GROSS PROFIT:</b>	\$ 24.61	\$ 364.78
<b>EXPENSES</b>			
522-6642	Impact Fees	\$ 0.00	\$ 477.21
	<b>Total EXPENSES:</b>	\$ 0.00	\$ 477.21
	<b>Net Income (Loss):</b>	\$ 24.61	\$ (112.43)



<b>Lehigh Acres Fire Control and Rescue District</b> <b>Cash in the Bank</b> <b>September 30, 2010</b>
--

**Bank Accounts**

**General Checking Bank Account: Interest Rate 0.22% (0.0022 multiplier)**


General Funds	\$	3,797,817.63
User Fee Funds	\$	1,035,427.94
Suppression Fee Funds	\$	-
Sick Time Liability Funds	\$	-
William Ziegler Memorial Funds	\$	7,902.80
Paul J. Dube Paramedic Fund	\$	2,265.00
Everett T. Byer Funds	\$	11,164.70

<b>Total Checking Account before Money Market Transfers:</b>	<b>\$</b>	<b>4,854,578.07</b>
Net Money Market Transfers	\$	(4,704,881.49)
<b>Total Checking Account after Money Market Transfers:</b>	<b>\$</b>	<b>149,696.58</b>

**Bus Money Market Bank Account: Interest Rate 0.22% (0.0022)**      \$      12,636,126.83

**Impact Fee Bank Account: Interest Rate .22% (0.0022)**      \$      136,125.24


**Total Cash Available:**      **\$      12,921,948.65**



**Lehigh Acres Fire Control and Rescue District**  
**Lehigh Acres , Florida 33974**  
**Reconciliation of Accounts**  
**September 30, 2010**  
**Page 1**


**GENERAL CHECKING BANK ACCOUNT: (Interest Rate: 0.22% - 0.0022 multiplier)**

Balance	September 1, 2010		\$	173,564.42
<b><u>Income:</u></b>			\$	166,398.03
Ad Valorem Taxes:		\$	51,138.10	
Interest:		\$	45.29	
Donations:		\$	-	
Inspection Fees:		\$	1,736.00	
User Fees:		\$	95,663.77	
Grants:		\$	-	
Sales Tax Payable		\$	-	
William Ziegler Account		\$	-	
Paul J Dube Paramedic Fund		\$	-	
Miscellaneous Income:		\$	8,731.89	
Report Copies:	\$	224.00		
CPR	\$	70.00		
Cobra	\$	159.27		
FHP Reimbursement	\$	25.00		
COBRA Assistance - US Treasury	\$	8,253.62		
Proceeds from Insurance:				2,123.12
<b><u>Health Insurance:</u></b>			\$	6,959.86
Bartley		22.96		
Cardoza		314.25		
Jackman		1,432.68		
Haugh		2,555.62		
Kutz		293.39		
Gonzalez		716.34		
Pcolar		875.02		
Paquin		749.60		
<b><u>Transfers:</u></b>	Net Transfers		\$	1,018,505.44
<b><u>Checks:</u></b>			\$	(822,880.87)
Accounts Payable (see accompanying check list):		\$	(310,258.96)	
Ambulance Refunds		\$	8,256.00	
Child Support Payment		\$	(4,964.82)	
Payroll:		\$	(515,913.09)	
<b><u>Payroll tax deposits:</u></b>			\$	(254,724.13)
<b><u>Retirement Contribution:</u></b>			\$	(130,542.43)
<b><u>Adjusting entries:</u></b>			\$	(623.88)
Credit Card Processing Fee			(87.30)	
Account Analysis Fee			(536.58)	
<b>Ending balance :</b>	<b>September 30, 2010</b>		<b>\$</b>	<b><u>149,696.58</u></b>




**Lehigh Acres Fire Control and Rescue District**  
**Accounts Payable and Ambulance Refund Check Register**  
**September 30, 2010**

<u>CHECK NUMBER</u>	<u>CHECK DATE</u>	<u>NAME</u>	<u>CHECK AMOUNT</u>
045949	9/7/2010	Vision Ace	179.09
045950	9/7/2010	AmeriGas - Imokalee	776.35
045951	9/7/2010	American Messaging	36.00
045952	9/7/2010	Callaghan Tire	2,477.00
045953	9/7/2010	DIRECTV	98.98
045954	9/7/2010	FGUA	167.68
045955	9/7/2010	Hamilton's Uniforms	1,460.25
045956	9/7/2010	Auto Parts of Lehigh Inc.	472.55
045957	9/7/2010	Physio-Control, Inc.	97.75
045958	9/7/2010	Nationwide Retirement Solution	6,974.13
045959	9/7/2010	Office Depot	694.25
045960	9/7/2010	Overhead Door Co of Ft Myers	137.00
045961	9/7/2010	Palm Printing	99.95
045962	9/7/2010	Praxair Distribution SE, LLC	255.31
045963	9/7/2010	Ryan Petroleum	6,401.35
045964	9/7/2010	Suncoast Schools Fed. Cr. Un.	23,506.84
045965	9/7/2010	TECHNO PLY, LTD	935.88
045966	9/7/2010	Wallace International Trucks	669.15
045967	9/13/2010	J. FRANK AVEY, P.A.	340.00
045968	9/13/2010	Bound Tree Medical, LLC	2,059.09
045969	9/13/2010	CRS Technology	613.75
045969	9/13/2010	CRS Technology	(613.75) (VOID)
045970	9/13/2010	DIRECTV	103.98
045971	9/13/2010	Centurylink	2,501.78
045972	9/13/2010	CenturyLink	66.16
045973	9/13/2010	FASD	2,697.19
045974	9/13/2010	FGUA	570.52
045975	9/13/2010	Fisher Scientific, Inc.	760.00
045976	9/13/2010	LCEC	754.40
045977	9/13/2010	LeeSar Regional Service Center	64.44
045978	9/13/2010	Joseph Lemmons	4,000.00
045979	9/13/2010	Lind Electronics, Inc.	96.70
045980	9/13/2010	Konica Minolta Bus Solutions	209.81
045981	9/13/2010	Nextel Communications	570.58
045982	9/13/2010	Susan Platas	107.28
045983	9/13/2010	POSTMASTER	1,100.00
045984	9/13/2010	Praxair Distribution SE, LLC	964.77
045985	9/13/2010	Richard W. Pringle, P.A.	2,650.00
045986	9/13/2010	Professional Adjustment Corp.	138.89
045987	9/13/2010	Radiology Regional Center	138.00
045988	9/13/2010	Riley's Emergency Medical Rep.	525.00
045989	9/13/2010	Sprint	624.55
045990	9/13/2010	Staywell Health Plan of Fl.	8,256.00
045991	9/13/2010	Town & Country Hardware	7.99
045992	9/13/2010	United Healthcare	128,970.98
045993	9/13/2010	Wallace International Trucks	1,010.08
045994	9/13/2010	Working Fire Training	387.00
045995	9/13/2010	Worthington Sprinklers	29.24
045996	9/21/2010	AmeriGas - Imokalee	1,085.46
045997	9/21/2010	CRS Technology	661.25



**Lehigh Acres Fire Control and Rescue District**  
**Accounts Payable and Ambulance Refund Check Register**  
**September 30, 2010**


<u>CHECK NUMBER</u>	<u>CHECK DATE</u>	<u>NAME</u>	<u>CHECK AMOUNT</u>
045998	9/21/2010	Done Right Fire Gear Repair	136.00
045999	9/21/2010	Centurylink	320.29
046000	9/21/2010	Flash Equipment, Inc.	87.24
046001	9/21/2010	Goodyear Rubber Products	63.49
046002	9/21/2010	Hall-Mark Fire Apparatus, Inc.	516.31
046003	9/21/2010	Henry Schein Inc.	274.50
046004	9/21/2010	John Koons Locksmiths	37.60
046005	9/21/2010	LCEC	4,681.74
046006	9/21/2010	Nationwide Retirement Solution	6,774.13
046007	9/21/2010	NAFECO Inc.	640.19
046008	9/21/2010	The News-Press - Ft. Myers	193.20
046009	9/21/2010	Overhead Door Co of Ft Myers	903.41
046010	9/21/2010	Pat's Locksmith & Window Works	60.00
046011	9/21/2010	Praxair Distribution SE, LLC	226.29
046012	9/21/2010	Richard W. Pringle, P.A.	3,112.50
046013	9/21/2010	Reliance Standard Life Ins. Co	7,080.69
046014	9/21/2010	Roberts Company Inc.	237.00
046015	9/21/2010	Ryan Petroleum	9,164.56
046016	9/21/2010	Sam's Club	1,707.79
046017	9/21/2010	Signs in One Day	210.00
046018	9/21/2010	Standard Insurance Company	6,779.17
046019	9/21/2010	Suncoast Schools Fed. Cr. Un.	22,506.84
046020	9/21/2010	SW Florida Prof. Firefighters	5,702.37
046021	9/21/2010	TECHNO PLY, LTD	935.88
046022	9/21/2010	Wallace International Trucks	167.13
046023	9/21/2010	Wiginton Fire Systems	2,000.00
046024	9/21/2010	Worthington Sprinklers	504.50
046025	9/21/2010	Zoll Medical Corporation GPO	787.54
046026	9/27/2010	AT&T Mobility	11.07
046027	9/27/2010	BAS	25.00
046028	9/27/2010	Bouchard Insurance	847.39
046029	9/27/2010	Bound Tree Medical, LLC	5,453.60
046030	9/27/2010	Choice Environmental	947.93
046031	9/27/2010	CRS Technology	237.50
046032	9/27/2010	CS Service Experts	1,244.75
046033	9/27/2010	DIRECTV	98.98
046034	9/27/2010	CenturyLink	5.09
046035	9/27/2010	FGUA	74.25
046036	9/27/2010	Florida Fire Systems, LLC	120.00
046037	9/27/2010	Hamilton's Uniforms	629.96
046038	9/27/2010	Henry Schein Inc.	11.50
046039	9/27/2010	LCEC	2,138.75
046040	9/27/2010	NAFECO Inc.	98.01
046041	9/27/2010	Praxair Distribution SE, LLC	226.29
046042	9/27/2010	SW FL Polygraph & Background	195.00
046043	9/27/2010	Ten-8 Fire Equipment Inc.	216.70
046044	9/27/2010	Wallace International Trucks	3,057.13
046045	9/27/2010	Worthington Sprinklers	163.68
<b>REPORT TOTAL</b>			<b>298,503.59</b>



**LEHIGH ACRES FIRE CONTROL & RESCUE DISTRICT**  
**BANK RECONCILIATION**  
**SUNTRUST BANK**  
**Bus Money Market Performance Account: #6318**

**Interest Rate: 0.22% (0.0022 multiplier)**


Balance per bank statement:	<b>September 30, 2010</b>		\$	12,636,126.83
Plus: Deposits in Transit			\$	-
Less: Outstanding Transfer			\$	-
<b>Adjusted bank balance:</b>	<b>September 30, 2010</b>		<b>\$</b>	<b><u>12,636,126.83</u></b>
Balance per general ledger:	September 1, 2010		\$	13,652,253.20
Deposits:			\$	-
Money Market Transfers:				-
Money Market Transfers In:	From General Checking	\$	-	
	From Impact Fee	\$	-	
Money Market Transfers Out:	To General Checking	\$	(1,018,505.44)	\$ (1,018,505.44)
	To Impact Fee	\$	-	\$ -
Interest:				2,379.07
Payments:				
<b>Ending balance per G/L:</b>	<b>September 30, 2010</b>		<b>\$</b>	<b><u>12,636,126.83</u></b>



**LEHIGH ACRES FIRE CONTROL & RESCUE DISTRICT**  
**BANK RECONCILIATION**  
**SUNTRUST BANK**  
**Impact Fees Business Money Market Account #4410**

**Interest Rate: 0.22% (0.0022 multiplier)**

Balance per bank statement:	<b>September 30, 2010</b>	\$ 136,125.24
Plus: Deposits in Transit		-
Less: Outstanding Transfers		-
<b>Adjusted bank balance:</b>	<b>September 30, 2010</b>	<b><u>\$ 136,125.24</u></b>
Balance per general ledger:	September 1, 2010	\$ 136,100.63
Deposits:		\$ -
Transfer out to Money Market Account		\$ -
Construction Loan Payment		\$ -
Interest:		\$ 24.61
<b>Ending balance per G/L:</b>	<b>September 30, 2010</b>	<b><u>\$ 136,125.24</u></b>



<b>Lehigh Acres Fire Control and Rescue District</b> <b>Ambulance User Fees Billed &amp; Outstanding</b> <b>September 30, 2010</b>
--

<b>Net A/R - User Fees / Collections @ 8/31/10</b>	<b>\$</b>	<b>291,639.23</b>
--	-----------	-------------------


**JUNE ACTIVITY**

Ambulance Charges - August	\$	216,113.00
Less: Gov't Write-Off's, etc.	\$	(37,681.39)
Less: Cash Received (applied to A/R balances)	\$	(93,125.68)
Plus: Ambulance Refunds	\$	8,256.00
Plus: Gov't Write-Off's (associated with Refunds)	\$	8,855.00
Less: Adjustment to Allowance	\$	(79,518.13)

<b>(Adjusted) Net A/R - User Fees / Collections @ 9/30/10</b>	<b>\$</b>	<b>314,538.03</b>
---	-----------	-------------------

A/R - User Fees	\$	1,105,116.89
A/R - Collection Accounts	\$	1,954,914.09
Allowance - User Fees	\$	(790,578.86)
Allowance - Collection Accounts	\$	(1,954,914.09)


<b>(Adjusted) Net A/R - User Fees / Collections @ 9/30/10</b>	<b>\$</b>	<b>314,538.03</b>
---	-----------	-------------------



**Ambulance Collections  
LAFD**

	<u>Collections per month</u>	<u>Cumulative collections</u>	<u>projected Average annual collections</u>	
9-Oct	\$ 80,971.89	\$ 80,971.89	\$ 971,662.68	(80,973.89 x 12/1)
9-Nov	\$ 99,826.38	\$ 180,798.27	\$ 1,084,789.62	(180,798.27 x 12/2)
9-Dec	\$ 91,191.83	\$ 271,990.10	\$ 1,087,960.40	(271,990.10 x 12/3)
10-Jan	\$ 75,138.01	\$ 347,128.11	\$ 1,041,384.33	(347,128.11 x 12/4)
10-Feb	\$ 102,123.81	\$ 449,251.92	\$ 1,078,204.61	(449,251.92 x 12/5)
10-Mar	\$ 95,625.54	\$ 544,877.46	\$ 1,089,754.92	(544,877.46 x 12/6)
10-Apr	\$ 105,501.88	\$ 650,379.34	\$ 1,114,936.01	(650,379.34 X 12/7)
10-May	\$ 96,631.22	\$ 747,010.56	\$ 1,120,515.84	(747,010.56 x 12/8)
10-Jun	\$ 95,534.89	\$ 842,545.45	\$ 1,123,393.93	(842,545.45 x 12/9)
10-Jul	\$ 94,746.15	\$ 937,291.60	\$ 1,124,749.92	(937,291.60 x 12/10)
10-Aug	\$ 96,666.78	\$ 1,033,958.38	\$ 1,127,954.60	(1,033,958.38 x 12/11)
10-Sep	\$ 95,663.77	\$ 1,129,622.15	\$ 1,129,622.15	(1,129,622.15 x 12/12)

<b>Monthly Average</b>	<b>\$ 94,135.18</b>
----------------------------	---------------------




## SMALL BALANCE WRITEOFFS

89015	\$	24.10	
10131	\$	25.00	
31630	\$	4.95	
21940	\$	1.35	
40586	\$	10.00	
10542	\$	19.72	
40722	\$	10.00	
21123	\$	21.58	
88996	\$	24.10	
10232	\$	12.28	
10200	\$	20.81	
20579	\$	15.27	
20634	\$	13.27	
50282	\$	10.25	
50153	\$	19.67	
40139	\$	20.00	
1010427	\$	7.33	
1010058	\$	7.46	
1020093	\$	7.46	
922397	\$	10.00	
20694	\$	25.00	
	\$	<b>309.60</b>	<b>TOTAL</b>

## DECEASED WRITEOFFS

840496	\$	473.00	
20438	\$	69.12	
20376	\$	173.17	
20308	\$	339.00	
30108	\$	100.00	
10782	\$	550.00	
20032	\$	69.12	
20120	\$	77.75	
31513	\$	452.00	
31583	\$	88.10	
41121	\$	529.00	
20141	\$	184.37	
21044	\$	100.00	
21667	\$	67.62	
20041	\$	140.24	




21513	\$	65.00
89270	\$	75.00
50400	\$	75.00
20750	\$	90.41
20570	\$	110.00
41081	\$	87.27
89315	\$	80.00
21530	\$	75.00
41053	\$	339.00
31346	\$	325.00
89154	\$	82.86
21519	\$	76.40
88986	\$	175.00
88967	\$	175.00
21083	\$	175.00
21026	\$	42.16
1010289	\$	90.00
40040	\$	382.00
31429	\$	382.00
41114	\$	94.65
1010217	\$	135.11
1040085	\$	509.00
1040108	\$	154.26
1040659	\$	150.00
1010750	\$	150.00
1010521	\$	544.00
910931	\$	74.79
910712	\$	70.66
910326	\$	79.12
920907	\$	346.00
104836	\$	463.00
30278	\$	76.28
40346	\$	65.35
	\$	<b>9,226.81 TOTAL</b>

**BANKRUPTCY WRITEOFF**

50336	\$	<b>221.00 TOTAL</b>
-------	----	---------------------

**TOTAL WRITEOFFS \$ 9,757.41**




# Total Runs

(By Month)

Date Range: 9/1/2010 to 9/30/2010

Month		Incidents
9/2010		
	Total Runs:	557
<b>SYSTEM TOTAL</b>	Total Runs:	557

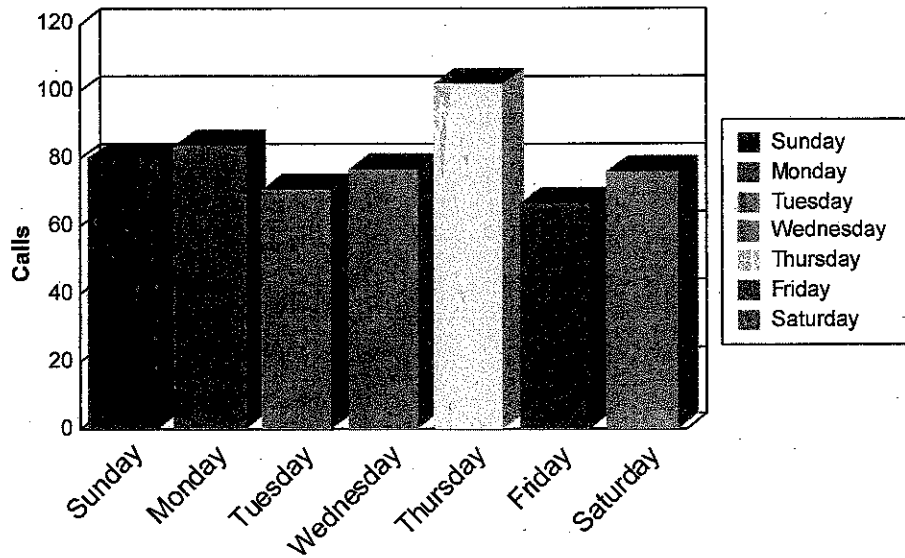



# Calls By Day

Call Range: 01/01/10 to 01/01/2010

Day of Week	Calls	Calls by Day
Sunday	80	14.4%
Monday	84	15.1%
Tuesday	71	12.7%
Wednesday	77	13.8%
Thursday	102	18.3%
Friday	67	12.0%
Saturday	76	13.6%
<b>Total:</b>	<b>557</b>	<b>100%</b>

### Number of Calls by Day






# Transports by Destination

(Summary)

Date Range 9/1/2010 to 9/30/2010

Destination		Transports	%
GCH		90	23%
LMH		31	8%
LMHP		31	8%
LRMC		239	61%
SWFRMC		2	1%
<b>SYSTEM TOTAL</b>	<b>TOTAL TRANSPORTS</b>	<b>393</b>	<b>100%</b>




# Nature of Call at Scene


(Summary)


Date Range: 9/1/2010 to 9-30/2010

NOC	Calls	% of Total Calls
Abdominal Pain	43	7.79%
Allergies	2	0.36%
Animal Bite	3	0.54%
Assault	12	2.17%
Back Pain	8	1.45%
Breathing Problem	44	7.97%
Cardiac Arrest	9	1.63%
Chest Pain	39	7.07%
Choking	3	0.54%
Convulsions/Seizure	16	2.90%
Diabetic Problem	22	3.99%
Dizziness	9	1.63%
Drowning	1	0.18%
Fall Victim	22	3.99%
Headache	2	0.36%
Heart Problems	3	0.54%
Heat/Cold Exposure	2	0.36%
Hemorrhage/Laceration	7	1.27%
Ingestion/Poisoning	9	1.63%
Pregnancy/Childbirth	3	0.54%
Psychiatric Problem	13	2.36%
Sick person	100	18.12%
Stroke/CVA	7	1.27%
Traffic Accident	118	21.38%
Transfer/Interfacility/Palitive Care	3	0.54%
Traumatic Injury	39	7.07%
Unconscious/Fainting	10	1.81%
Unknown Problem Man Down	3	0.54%
<b>SYSTEM TOTAL</b>	<b>552</b>	<b>100%</b>



Date Range: 9/1/2010 to 9/30/2010






# Treatment Type


(Summary)

10/7/2010 10:54:00 AM

Treatment	Occurrences
	0
12 Lead ECG [na]	88
Airway - Bagged [O2]	2
Airway - BVM [O2]	6
Airway - CPAP [na]	1
Airway - Intubation Confirm CO2 [na]	2
Airway - King Tube [na]	3
Airway - Laryngeal Mask [na]	2
Airway - Nasal (NPA) [na]	1
Airway - Nebulizer Treatment [na]	2
Airway - Oral (OPA) [na]	2
Airway - Orotracheal Intubation [tb]	6
Airway - Suctioning [na]	4
Airway - Ventilator Operation [na]	1
Assessment-Adult [na]	83
Assessment-Pediatric [na]	13
Backboard (Long) [na]	34
Bleeding Control [na]	4
Blood Glucose [na]	238
C-Collar / Cervical Immobilization [na]	36
Capnography [na]	10
Cardiac Monitoring [na]	97
Cervical Collar [na]	2
Chest Decompression [na]	2
CPR [nm]	6
CPR by External Automated Device [nm]	2
Defibrillation - Manual [jl]	1
ECG - 3 lead [na]	20
ECG 4-lead [na]	129
Fluid Challenge / Volume Replacement [n	2
HID [na]	28
KED [na]	1
Manual Immobilization [na]	12
Pain Measurement [na]	8
Pulse Oximetry [na]	165
Restraints - Pharmacological [na]	1
Restraints-Physical [na]	1
Spinal Immobilization [na]	21
Splinting-Basic [na]	7
Straps [na]	27
Temperature Measurement [na]	37
Valsalva Maneuver [nm]	2
Wound Care [na]	13
<b>SYSTEM TOTAL</b>	<b>31</b> <b>1,122</b>









## Lehigh Acres Fire Control & Rescue District Life Safety Management Division

636 Thomas Sherwin Ave S  
Lehigh Acres FL 33974

Phone 239-303-5302  
Fax 239-369-2436

September 2010

### Summary Report

During September 2010, the Life Safety Management Division has provided the following service to the community:

- Conducted 8 investigations to determine Origin and Cause of fires involving brush, structures and mobile property. Vehicle and structure fires that the origin and cause could not be identified or were determined to be suspicious in the origin and cause were also processed by the State Fire Marshal's Office.
- 7 new construction inspections were made of projects within Lehigh Acres
- 38 inspections were conducted for the existing business community of Lehigh Acres.
- Inspector Spears provided 2 days of training to various members of the District for the Forestry S-215 class.
- Billing Services (Inspection and other Life Safety Division fees) Fiscal Year 2009-2010:

	September	YTD
Miscellaneous Fees:	\$212	\$1,063
Existing Business Insp Fees	\$555	\$8,035
New Construction Insp Fees	\$807.40	\$12,895.75
<b>Total</b>	<b>\$1,574.40</b>	<b>\$21,993.75</b>

Handwritten text at the top left of the page.

Handwritten text at the top right of the page.

A faint horizontal line of text or a separator line across the middle of the page.





# Lehigh Acres Fire Control & Rescue District

## Fire Suppression Division Response Total

636 Thomas Sherwin Ave S  
Phone: (239) 303-5300

Lehigh Acres, FL 33974  
Fax: (239) 369-2436

### September-10

	Responses By Shift		Avg Response Time		Lee County EMS Responses <input type="text"/>
	August	%	August	YTD	
Shift A:	35.5	%	6.38	6.18	Based upon incident reports
Shift B:	33.5	%	6.37	6.6	
Shift C:	31	%	6.54	6.6	
Average Response Time in Minutes:			6.43	6.46	

### Incident Reports By Incident Type Summary

Incident Type	Total Incidents	YTD 2010	Sep-09	Sep-08
111 Building Fire	11	53	4	6
113 Cooking Fire, Confined to Container	1	4		2
130 Mobile Property Fire Other				1
131 Passenger Vehicle Fire	6	32	10	10
138 Off-Road Vehicle or Heavy equipment		2		
140 Natural Vegetation Fire, other		3		
141 Forest, Woods or Wildland Fire	2	14		
142 Brush, or Brush and Grass Mixture Fire	5	81	2	1
143 Grass Fire	2	32		2
150 Outside Rubbish Fire, Other		2		1
151 Outside Rubbish, Trash or Waste Fire		5		2
154 Dumpster or Other Outside Trash Receptacle fire	1	3		
162 Outside Equipment fire	1	7		
164 Outside Mailbox Fire		1		
251 Excessive Scorch Burns with no ignition		4		
300 Rescue, Emergency Medical Call (EMS) Call, Other		1	7	2
311 Medical Assist, Assist EMS Crews	14	119	2	1
321 EMS Call, Excluding Vehicle Accident With Injury	421	4034	507	367
322 Vehicle Accident With Injuries	37	232	22	22
323 Motor Vehicle/ Pedestrian Accident (MV Ped)	6	18	2	3
324 Motor Vehicle Accident With No Injuries	26	204	34	20
331 Lock-In	3	17		1
352 Extrication of Victim(s) From Vehicle	1	7		
353 Removal of Victim(s) From Stalled Elevator		1		
381 Rescue or EMS Standby		2		
411 Gasoline or Other Flammable Liquid Spill		6		1
412 Gas Leak (nautral gas or LLPG)		2		
413 Oil or Other Combustible Liquid Spill	1	3		1
440 Electrical Wiring/Equipment Problem	3	6		
441 Heat from short circuit (wiring), defective/worn		2		1
442 Overheated Motor		2		
444 Power Line Down	3	17		

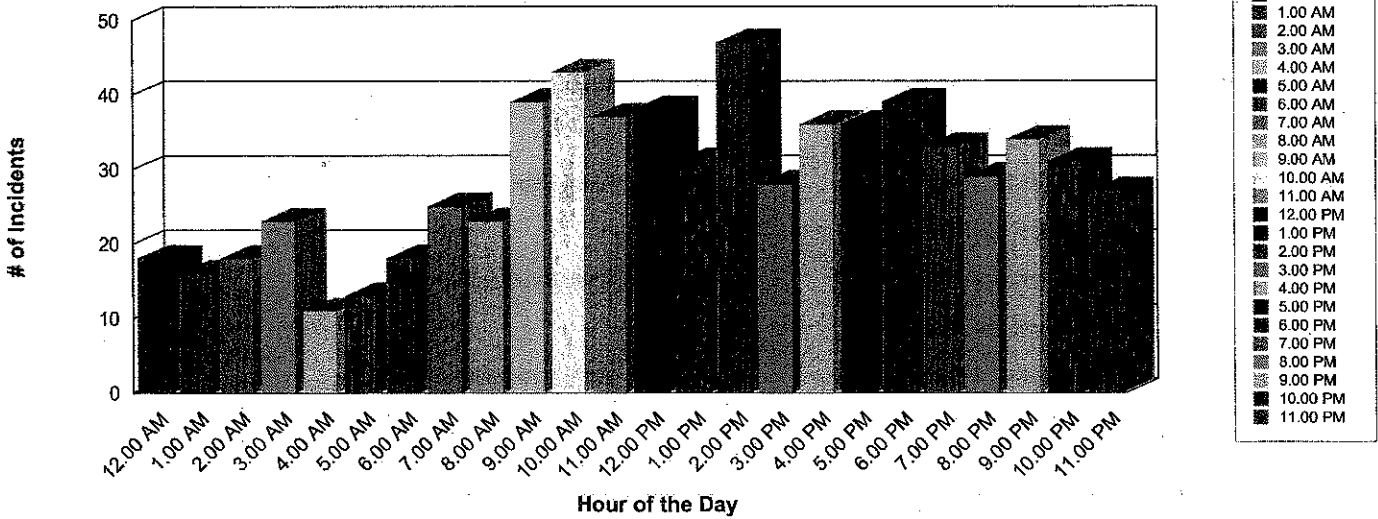
445	Arching, Shorted Electrical Equipment	5	18	2	1
451	Biological Hazardous, confirmed or suspicious		1		
463	Vehicle Accident, general clean-up		1		
481	Attempt to Burn		2		
500	Service Call, Other		3		
510	Person in Distress, other		2	1	1
511	Lock-out	1	7	1	
520	Water Problem, other				1
521	Water Evacuation			1	
531	Smoke or Odor Removal		16	2	3
541	Animal Problem		1		
542	Animal Rescue		2		
550	Public service assistance, other	2	15	5	6
551	Assist police or other governmental agency	1	10	1	1
552	Police Matter	1	5		1
553	Public Service	4	35	5	5
554	Assist Invalid	11	75		2
555	Defective Elevator	1	1	6	
561	Unauthorized Burning	7	61	1	3
600	Good Intent Call, Other	5	55	9	7
611	Dispatched & Cancelled Enroute	55	311	21	7
621	Wrong Location	1	4	3	
622	No Incident Found on Arrival at Dispatch Address		12		1
631	Authorized Control Burning		9		
632	Prescribed Burn	1	4		
650	Steam, other gas mistaken for smoke, other		1		
651	Smoke Scare, Odor of Smoke	3	7		1
652	Steam, vapor, fog, or dust thought to be smoke		6		
661	EMS Call, party transported by non-fire agency		1		
671	Hazmat Release Investigation W/No Hazmat	1	6	1	
700	False Alarm or False Call Other	23	224	22	26
710	Malicious, mischievous false call, other	1	4	1	1
711	Municipal Alarm System, Malicious False Alarm		1	1	
713	Telephone, malicious false call	1	5		1
714	Central Station, malicious false call		4		
715	Local Alarm System, Malicious False Call		3		
721	Bomb Scare -no bomb		1		
730	System malfunction, Other	1	20	1	1
733	Smoke Detector Activation Due to Malfunction	2	20	3	4
734	Heat Detector Activation due to malfunction		3	1	
735	Alarm System Sounded Due to Malfunction	4	21	3	2
740	Unintentional Transmission of Alarm, Other	2	21	1	2
741	Sprinkler Activation, No Fire - Unintentional		4	1	
743	Smoke Detector Activation, No Fire - Unintentional	11	59	2	4
744	Detector Activation, No Fire - Unintentional	1	22	1	1
745	Alarm System Sounded, No Fire - Unintentional	3	44	4	7
814	Lightning Strike (no fire)	1	2		1
911	Citizen Complaint		1		

Total 693 6046 690 534

# Incident Totals by Hour

Lehigh Acres Fire Control & Rescue District

September 2010



**Hour of the Day: 12.00 AM**

Total # of Incidents: 18      % of Total Incidents: 2.60%

**Hour of the Day: 1.00 AM**

Total # of Incidents: 16      % of Total Incidents: 2.31%

**Hour of the Day: 2.00 AM**

Total # of Incidents: 18      % of Total Incidents: 2.60%

**Hour of the Day: 3.00 AM**

Total # of Incidents: 23      % of Total Incidents: 3.32%

**Hour of the Day: 4.00 AM**

Total # of Incidents: 11      % of Total Incidents: 1.59%

**Hour of the Day: 5.00 AM**

Total # of Incidents: 13      % of Total Incidents: 1.88%

**Hour of the Day: 6.00 AM**

Total # of Incidents: 18      % of Total Incidents: 2.60%

**Hour of the Day: 7.00 AM**

Total # of Incidents: 25      % of Total Incidents: 3.61%

**Hour of the Day: 8.00 AM**

Total # of Incidents: 23      % of Total Incidents: 3.32%

**Hour of the Day: 9.00 AM**

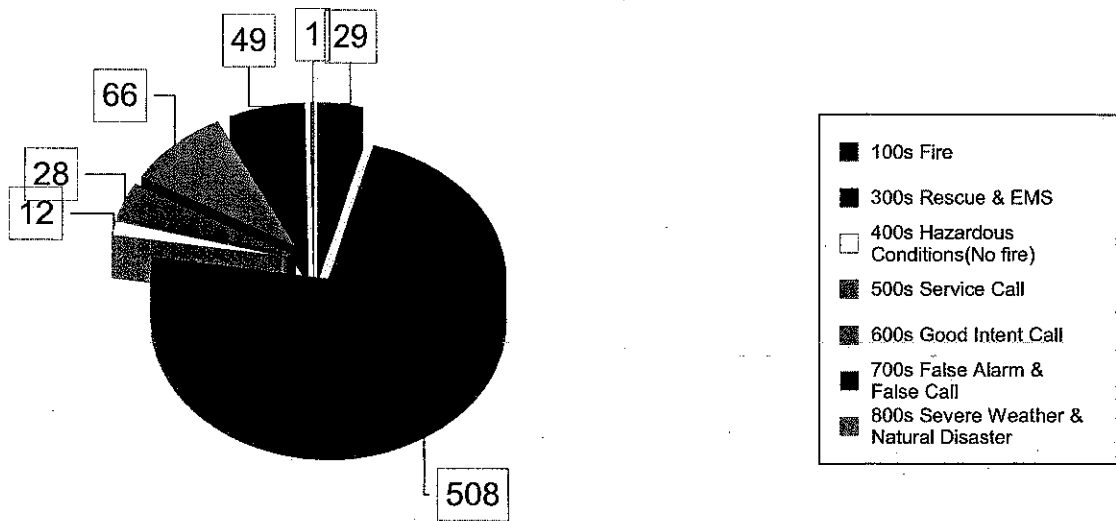
Total # of Incidents: 39      % of Total Incidents: 5.63%

**Hour of the Day: 10.00 AM**

Total # of Incidents: 43      % of Total Incidents: 6.20%

**Hour of the Day: 11.00 AM**

Total # of Incidents:	37	% of Total Incidents:	5.34%
<b>Hour of the Day: 12.00 PM</b>			
Total # of Incidents:	38	% of Total Incidents:	5.48%
<b>Hour of the Day: 1.00 PM</b>			
Total # of Incidents:	31	% of Total Incidents:	4.47%
<b>Hour of the Day: 2.00 PM</b>			
Total # of Incidents:	47	% of Total Incidents:	6.78%
<b>Hour of the Day: 3.00 PM</b>			
Total # of Incidents:	28	% of Total Incidents:	4.04%
<b>Hour of the Day: 4.00 PM</b>			
Total # of Incidents:	36	% of Total Incidents:	5.19%
<b>Hour of the Day: 5.00 PM</b>			
Total # of Incidents:	36	% of Total Incidents:	5.19%
<b>Hour of the Day: 6.00 PM</b>			
Total # of Incidents:	39	% of Total Incidents:	5.63%
<b>Hour of the Day: 7.00 PM</b>			
Total # of Incidents:	33	% of Total Incidents:	4.76%
<b>Hour of the Day: 8.00 PM</b>			
Total # of Incidents:	29	% of Total Incidents:	4.18%
<b>Hour of the Day: 9.00 PM</b>			
Total # of Incidents:	34	% of Total Incidents:	4.91%
<b>Hour of the Day: 10.00 PM</b>			
Total # of Incidents:	31	% of Total Incidents:	4.47%
<b>Hour of the Day: 11.00 PM</b>			
Total # of Incidents:	27	% of Total Incidents:	3.90%
<b><u>Grand Total Incidents:</u></b>	<b><u>693</u></b>		




Graphed Items are sorted by Incident Type

Type Of Incident:	Total Of Incidents:	Percentage Value:
100 Series-Fire	29	4.18%
300 Series-Rescue & EMS	508	73.30%
400 Series-Hazardous Conditions(No fire)	12	1.73%
500 Series-Service Call	28	4.04%
600 Series-Good Intent Call	66	9.52%
700 Series-False Alarm & False Call	49	7.07%
800 Series-Severe Weather & Natural Disaster	1	0.14%

Grand Total: 693

Type Of Incident Most Frequent: 300 Series-Rescue & EMS

Print Date: 10/11/2010





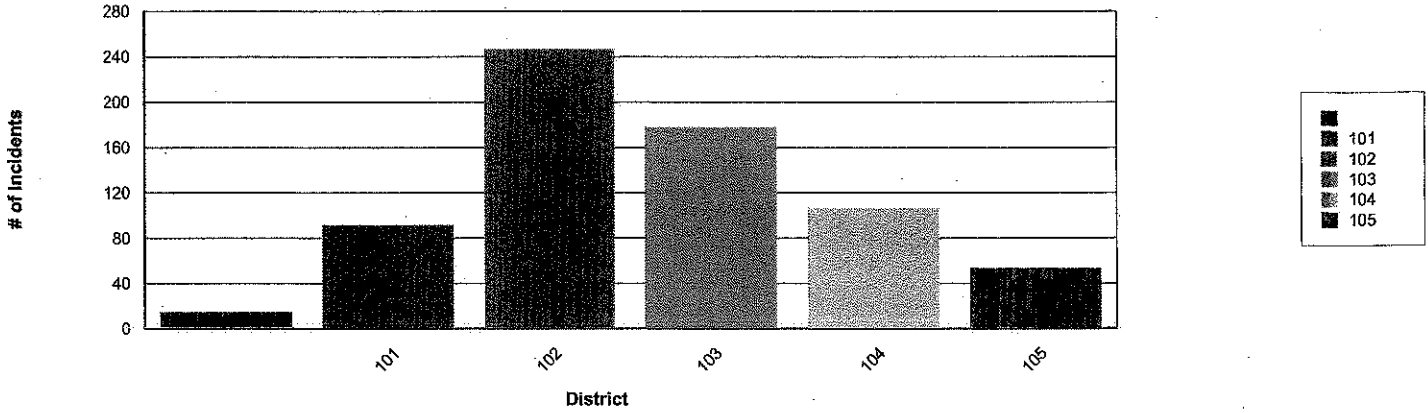
September 2010

## Lehigh Acres Fire Control and Rescue District

636 Thomas Sherwin Ave. S.  
Phone: (239) 303-5300

Lehigh Acres, FL 33974  
Fax: (239) 369-2436

### Incidents by District



### Incident Reports By District, Summary

Page 1 of 40

District	Unknown or Undetermined		
61949	0	9/1/2010 10:19:00AM	611 Dispatched & canceled en route
61954	0	9/1/2010 10:41:00AM	611 Dispatched & canceled en route
62326	0	9/3/2010 12:02:00AM	321 EMS call, excluding vehicle accident with injury
62511	0	9/3/2010 6:40:00PM	321 EMS call, excluding vehicle accident with injury
63174	0	9/6/2010 5:45:00PM	321 EMS call, excluding vehicle accident with injury
63486	0	9/7/2010 9:30:00PM	321 EMS call, excluding vehicle accident with injury
64130	0	9/10/2010 2:56:00PM	611 Dispatched & canceled en route
64952	0	9/13/2010 9:38:00PM	743 Smoke detector activation, no fire - unintentional
65097	0	9/14/2010 2:21:37PM	611 Dispatched & canceled en route
65290	0	9/15/2010 11:37:00AM	321 EMS call, excluding vehicle accident with injury

-----

