



LEHIGH ACRES FIRE CONTROL AND RESCUE DISTRICT
NOTICE OF MEETING

A REGULAR MEETING OF THE BOARD OF FIRE COMMISSIONERS WILL BE HELD AT
MICROTEL INN & SUITES, 1320 BUSINESS WAY, LEHIGH ACRES
AT 4:00pm, Tuesday July 19, 2011

AGENDA

CALL MEETING TO ORDER

PLEDGE OF ALLEGIANCE

INVOCATION

IN ATTENDANCE (ROLL CALL)

ADOPTION OF AGENDA

CONSENT AGENDA

- Approval of Minutes
- Treasurers Report

PUBLIC COMMENTS ON AGENDA ITEMS

(3 min limit; no discussion by Commission)

DEPARTMENT REPORTS

- Chief
- Staff
- DVP 6 and 19
- Attorney's Report

COMMISSIONERS' REPORTS

UNFINISHED BUSINESS

Ambulance Fees- (Chief Adams)

- After being tabled at the previous meeting the Fire Chief is requesting for the Fire Board to review the ambulance transport fees from the existing fee schedule in order to be consistent with Lee County EMS and Fort Myers Beach Fire Rescue ambulance fees. See page 22 for a comparison of current rates verses proposed rates.
Executive Summary July 2011- 1 (pg 20)

Pro-Lab Air Quality- (Chief Adams)

- At the June Fire Board meeting during public comment a question concerning our older fire stations having a mold was presented to the Commissioners. Pro-Lab Air Quality will present an evaluation and status of our older fire stations.
Executive Summary July 2011- 2 (pg 24)

Dates for Tentative Budget Hearings- (Chief Adams)

- Fire Chief requests the Board of Commissioners to adopt the tentative millage rate of 3.0 mills in order to develop and begin discussion of the Fiscal Year 2011-2012 Budget. Also, request dates to hold 2011/2012 Tentative Budget Hearings (in compliance with Florida TRIM standards).
Executive Summary July 2011- 3 (pg 25)

NEW BUSINESS

NONE

PUBLIC COMMENT ON NON-AGENDA ITEMS

(3 min limit; no discussion by Commission)

COMMISSIONER'S COMMENTS

ADMINISTRATIVE COMMENTS

ADJOURNMENT

Any person wishing to appeal an official decision made on any subject by the Board of Fire Commissioners, Lehigh Acres Fire Control and Rescue District, at a meeting or hearing will need a verbatim record of the proceedings. This record must include the testimony and evidence upon which the appeal is to be based. If an individual requires special aid or services as addressed in the Americans With Disabilities Act (ADA), please contact the Fire Chief at (239) 303.5300. If the Fire Chief is not available, please contact staff at the same number.

LEHIGH ACRES FIRE CONTROL AND RESCUE DISTRICT

COMMISSION MEETING

MINUTES

June 21, 2011

The June 21, 2011 regular Commission Meeting of the Lehigh Acres Fire Control and Rescue District Board of Commissioners was held at the Microtel Inn and Suites, 1320 Business Way, Lehigh Acres, FL. The meeting was opened at 4:00 PM by President Berndt. Present were Commissioners Adams, Becker, Berndt, Carter and Shea; Chief Donald Adams, Assistant Chief Ken Bennett, Captains Ketron and McDowell, Finance Manager Ben VanKlingeren and Secretary Janis Williams. Attorney Richard Pringle was also in attendance.

After the Pledge of Allegiance, Commissioner Berndt asked Chief Adams to give the invocation.

ADOPTION OF AGENDA:

Commissioner Berndt asked if there were any additions, corrections or deletions to the Agenda. Chief Adams requested to add Bill Liedtke retirement presentation before Commissioner Carter's presentation on the agenda. Commissioner Carter motioned to adopt the Agenda with the requested changes as presented with a second from Commissioner Adams. Motion carries.

CONSENT AGENDA:

- Fire Board Regular Meeting Minutes of May 19, 2011
- Treasurers Report

Commissioner Adams motioned to accept the Consent Agenda with a second from Commissioner Becker. Motion carries.

PRESENTATION

Commissioner Carter gave a brief presentation on the CERT team. What is the CERT program? The Community Emergency Response Team (CERT) Program educates people about disaster preparedness for hazards that may impact their area and trains them in basic disaster response skills, such as fire safety, light search and rescue, team organization, and disaster medical operations. Using the training learned in the classroom and during exercises, CERT members can assist others in their neighborhood or workplace following an event when professional responders are not immediately available to help. CERT members also are encouraged to support emergency response agencies by taking a more active role in emergency preparedness projects in their community.

Finance Manager Ben VanKlingeren spoke about the expenditures of CERT. There was a brief discussion among commissioners and Commissioner Carter was thanked for the presentation.

PUBLIC COMMENT ON AGENDA ITEMS:

NONE

DEPARTMENT REPORTS

Chief Adams spoke on the following:

- Mark Spears and Frank Alvarez won Lehigh's Hometown Hero award. Chief was there for the presentation.
- There are 6 open fire fighter positions at this time.
- We have 3 bids on Station 103 for the mold that was found. The report detailed that the mold is isolated to the upstairs. \$3,400 is the lowest bid at this time

DVP 6 and 19:

NONE

DEPARTMENT ATTORNEY:

NONE

COMMISSIONER REPORT:

NONE

UNFINISHED BUSINESS:

NONE

NEW BUSINESS:

Ambulance Fee's- Chief Adams explained the reason for the review of the ambulance fee schedule at this time. He is asking for the commissioners to review these fees and if you wanted to put in the interfacility transports at this time you can. According to the statute you may only do this once a year. It is up to the Board. Commissioner Carter made a motion to accept the new fee schedule. Commissioner Berndt 2nd the motion. There was much discussion between the Commissioners. Chief Adams stated the last time this year to approve this would be the September meeting. Attorney Pringle informed the Board that the last time we adopted ambulance fees it was done by a resolution. The request by Commissioner Shea to defer this by a month's time period would be appropriate. Commissioner Berndt withdrew his 2nd to the motion, Commissioner Carter withdrew as well. Commissioner Shea motioned to have the ambulance fee schedule tabled to the August meeting. Commissioner Berndt 2nd the motion, all in favor.

Millage Rate- Chief Adams stated we are not asking to set the millage at this time but to simply get approval to use the existing millage for budget purposes. The board has a draft of the proposed budget. Attorney Pringle stated the first official act to formally set a rate will be when you set a rate for your TRIM, there is a form the DR420 that will need to be approved at the July commission meeting.

This action must be taken after July 1st when the property appraiser releases the final numbers. Commissioner Berndt asked the Board if all were in favor of the District allowing the use of the current millage rate to be used for the budget proposal at this time. All board members were ok with it.

Commissioner Carter presented a brief PowerPoint presentation regarding land use of parcels in Lehigh. A break down was given of what commercial, residential, and vacant property pay based on their taxable value. An explanation along with a map was given.

Budget Workshop Dates- Attorney Pringle gave information on setting workshop, tentative budget and final budget hearing dates. After much discussion between the Commissioners regarding the dates, Commissioner Berndt motioned to hold the Budget Workshop at 1:00 on the 19th of July. Commissioner Carter 2nd, all in favor. Commissioner Berndt motioned to move the July 21st board meeting to July 19th at 4:00 pm. Commissioner Shea 2nd, all in favor
Commissioner Shea made a motion to hold a Budget Workshop August 18th at 1:00 pm before our regular commission meeting already scheduled for 4:00 pm on this date. Commissioner Berndt 2nd, all in favor Attorney Pringle will make all the necessary notices to the public on the date changes.

PUBLIC COMMENT:

Cathy Kruse- Cathy commented on the mold issues at Station 103 & Station 101. She states this has been an issue for a long time and she has concerns regarding the fire fighters and their health. She spoke about condensation, mold, and air conditioning being possible factors.

Robert Anderson- Thanked Commissioner Carter for the information regarding the tax data she presented. Mr. Anderson asked the board to allow him to ask freely, questions regarding the budget at the fire assessment advisory board meetings.

David King- Commented on being a tax payer on unincorporated lots for many years here in Lehigh before he became a resident. While he appreciates Commissioner Carter's presentation he believes in not raising taxes.

COMMISSIONERS COMMENTS:

Commissioner Adams thanked the public for coming out. Commissioner Becker thanked Bill for his 28 years of service to the district. Commissioner Carter congratulated Bill on his retirement and thanked the public for coming out. Commissioner Shea thanks Bill from his entire family that has been residents here in Lehigh for 40 years. Commissioner Shea commented on an article from the paper regarding the fire assessment fee advisory board; he believes an assessment fee is a kind of tax no matter what you call it. Commissioner Berndt thanked Bill for all of his years of service.

ADMINISTRATIVE COMMENTS:

NONE

Meeting adjourn: 5:16

Lehigh Acres Fire Control and Rescue District
Receipts and Disbursements
For the ninth month ending June 30, 2011

	Period To Date		Annual Budget (Amended)	Year To Date		Budget Variance
	Actual	%		Actual	%	
Beginning Cash	-		\$ 13,078,132	\$ 13,078,132	100.00%	\$ -
Ad Valorem Taxes	556,620.95	7.74%	\$ 7,192,507	7,230,543.26	100.53%	38,036.26
Grants	29,252.29	0.00%	\$ 3,175,154	2,262,194.43	71.25%	(912,959.57)
Donations	501.00	100.20%	\$ 500	521.00	104.20%	21.00
William Ziegler Memorial	-	0.00%	\$ -	100.00	0.00%	(100.00)
Paul J. Dube Paramedic Fund	-	0.00%	\$ -	-	0.00%	-
Inspection Fees	3,449.17	8.62%	\$ 40,000	18,840.47	47.10%	(21,159.53)
Ambulance Billing	140,192.19	10.78%	\$ 1,300,000	1,100,957.55	84.69%	(199,042.45)
Interest	1,737.72	6.61%	\$ 26,300	18,836.10	71.62%	(7,463.90)
Interest - Impact Fees	0.70	0.00%	\$ -	154.31	0.00%	154.31
Interest-Ad Valorem	-	0.00%	\$ -	-	0.00%	-
Impact Fees	-	0.00%	\$ 1,700	136,125.00	8007.35%	134,425.00
Proceeds from Insurance	-	0.00%	\$ -	3,296.00	0.00%	3,296.00
Sale of Fixd Assets	2,809.00	0.00%	\$ -	2,809.00	0.00%	2,809.00
Miscellaneous Income	7,526.03	10.03%	\$ 75,000	76,095.61	101.46%	1,095.61
Other Government Revenue	-	0.00%	\$ -	-	0.00%	-
Dependant Coverage Reimbursement	-	0.00%	\$ -	-	0.00%	-
Prevention Fees & Sales	-	0.00%	\$ -	-	0.00%	-
Total Receipts	\$ 742,089.05	2.98%	\$ 24,889,293	23,928,604.73	96.14%	(960,888.27)
Disbursements						
1100 Salaries	903,605.36	11.32%	7,985,440	5,810,040.00	72.76%	2,175,400.00
1200 Employee Benefits	422,371.45	9.18%	4,602,318	3,104,024.97	67.44%	1,498,293.03
3310 Professional Services	38,809.01	8.43%	460,618	377,973.53	82.06%	82,644.47
3340 Contract Services	-	0.00%	12,500	3,000.00	24.00%	9,500.00
3400 Travel Commission	-	0.00%	-	-	0.00%	-
3410 Communications	5,294.32	5.84%	90,715	52,332.77	57.69%	38,382.23
3430 Utilities	8,923.79	7.64%	116,789	73,341.95	62.80%	43,447.05
3440 Rentals	193.29	6.44%	3,000	193.29	6.44%	2,806.71
3450 Insurance/General	12,868.00	8.07%	159,379	147,620.20	92.62%	11,758.80
3460 Maintenance	14,944.96	4.07%	367,615	246,081.19	66.94%	121,533.81
3480 Promotional	-	0.00%	2,800	-	0.00%	2,800.00
3490 Other Current Charges	3,146.30	4.83%	65,127	38,467.98	59.07%	26,659.02
3510 Office	405.58	2.03%	20,000	5,684.55	28.42%	14,315.45
3520 Operating Supplies	22,746.74	4.94%	460,121	339,269.59	73.73%	120,851.41
6600 Capital	-	0.00%	115,187	91,020.89	79.02%	24,166.11
7700 Debt Service	-	0.00%	-	-	0.00%	-
8000 Bad Debt Expense	-	0.00%	-	-	0.00%	-
9000 Collection Fees	-	0.00%	4,000	3,935.67	98.39%	64.33
9900 COMMITTED - OPERATING	-	0.00%	1,172,296	-	0.00%	1,172,296.00
9901 COMMITTED - CAPITAL	-	0.00%	3,985,388	-	0.00%	3,985,388.00
9902 COMMITTED - PERSONNEL	-	0.00%	-	-	0.00%	-
9904 COMMITTED - 90-DAY CARRYFORV	-	0.00%	3,783,000	-	0.00%	3,783,000.00
9905 COMMITTED - DISASTER	-	0.00%	1,000,000	-	0.00%	1,000,000.00
9906 COMMITTED - DUE FROM IMP FEE	-	0.00%	2,659,280	-	0.00%	2,659,280.00
9907 DUE TO GENERAL FUND RESERVE	-	0.00%	(2,659,280)	-	0.00%	(2,659,280.00)
9908 COMMITTED - ACTUARIAL / OPEB I	-	0.00%	483,000	-	0.00%	483,000.00
TOTAL DISBURSEMENTS	\$ 1,433,308.80	5.76%	24,889,293	\$ 10,292,986.58	41.36%	\$ 14,596,306.42
YTD NET				\$ 13,635,618.15		

**LEHIGH ACRES FIRE CONTROL RESCUE DISTRICT
BREAKDOWN OF ACCOUNTS
FOR THE NINTH
MONTH ENDING JUNE 30, 2011**

	PERIOD TO DATE		Annual Budget (Amended)	YEAR TO DATE		Budget Variance
	Actual	%		Actual	%	
1100 SALARIES						
1105 Commission Salary	1,250.00	8.33%	15,000	7,500.00	50.00%	7,500.00
1110 Administrative Salaries	64,823.58	9.72%	666,651	402,557.40	60.39%	264,093.60
1120 Regular Salaries	821,362.74	11.94%	6,879,627	5,243,811.57	76.22%	1,635,815.43
1130 Holiday Pay	-	0.00%	-	-	0.00%	-
1140 Overtime	16,169.04	8.08%	200,000	103,029.54	51.51%	96,970.46
1150 Sick Time	-	0.00%	124,162	53,141.49	42.80%	71,020.51
1160 Annual Sick Time Pay	-	0.00%	100,000	-	0.00%	100,000.00
Total Salaries	903,605.36	11.32%	7,985,440	5,810,040.00	72.76%	2,175,400.00
1200 EMPLOYEE BENEFITS						
1210 Payroll Tax Expense	68,748.78	11.25%	610,886	437,117.48	71.55%	173,768.52
1220 Retirement	196,859.22	11.30%	1,742,159	1,275,424.05	73.21%	466,734.95
1221 Retirement Liability	540.00	0.00%	3,240	2,700.00	83.33%	540.00
1230 Group Insurance	136,785.30	6.99%	1,957,901	1,176,882.53	60.11%	781,018.47
1240 Workers Compensation	19,438.15	7.52%	258,432	199,265.04	77.11%	59,166.96
1250 Unemployment Compensation	-	0.00%	29,700	12,635.87	42.55%	17,064.13
Total Employee Benefits	422,371.45	9.18%	4,602,318	3,104,024.97	67.44%	1,498,293.03
3310 PROFESSIONAL SERVICES						
3311 Property Appraiser	20,757.04	24.50%	84,739	74,064.31	87.40%	10,674.69
3312 Legal Fees	1,580.10	1.98%	80,000	30,338.81	37.92%	49,661.19
3313 Medical Director	4,000.00	8.33%	48,000	36,000.00	75.00%	12,000.00
3314 Physicals	598.00	1.13%	53,100	50,633.51	95.36%	2,466.49
3315 Land Taxes	-	0.00%	2,500	2,458.65	98.35%	41.35
3316 Tax Collector's Commission	11,132.43	0.00%	151,279	146,110.88	96.58%	5,168.12
3317 Actuarial Study	-	0.00%	3,000	-	0.00%	3,000.00
3319 Miscellaneous Charges	691.44	0.00%	-	5,537.37	0.00%	(5,537.37)
3320 Audit	-	0.00%	35,000	32,430.00	92.66%	2,570.00
3321 Professional Service Fees	50.00	0.00%	3,000.00	400.00	13.33%	(2,600.00)
Total Professional Services	38,809.01	8.43%	460,618	377,973.53	5.97%	77,444.47
3340 CONTRACT SERVICES						
3342 Outside Maintenance	-	0.00%	-	-	0.00%	-
3343 Ambulance & Medical Billing	-	0.00%	-	-	0.00%	-
3344 5 Year Plan	-	0.00%	12,500	3,000.00	24.00%	9,500.00
Total Contract Services	-	0.00%	12,500	3,000.00	0.00%	9,500.00
3400 TRAVEL/PER DIEM (COMMISSION)	-	0.00%	-	-	0.00%	-
3410 COMMUNICATIONS	5,294.32	5.84%	90,715	52,332.77	57.69%	38,382.23
3430 UTILITIES						
3431 Electric	7,166.97	7.51%	95,429	58,084.03	60.87%	37,344.97
3432 Utilities	1,756.82	8.22%	21,360	15,257.92	71.43%	6,102.08
Total Utilities	8,923.79	7.64%	116,789	73,341.95	62.80%	43,447.05
3440 RENTALS	193.29	6.44%	3,000	193.29	6.44%	2,806.71
3450 INSURANCE (GENERAL)	12,868.00	8.07%	159,379	147,620.20	92.62%	11,758.80
3460 MAINTENANCE						
3461 Building Maintenance	4,087.72	10.84%	37,710	32,255.30	85.54%	5,454.70
3462 Equipment Maintenance	857.00	2.29%	37,405	12,769.61	34.14%	24,635.39
3463 Vehicle Maintenance	8,974.09	5.98%	150,000	96,308.19	64.21%	53,691.81
3464 Maintenance Contracts	1,026.15	0.72%	142,500	104,748.09	73.51%	37,751.91
Total Maintenance	14,944.96	4.07%	367,615	246,081.19	66.94%	121,533.81

**LEHIGH ACRES FIRE CONTROL RESCUE DISTRICT
BREAKDOWN OF ACCOUNTS
FOR THE NINTH
MONTH ENDING JUNE 30, 2011**

	PERIOD TO DATE			YEAR TO DATE		
	Actual	%	Annual Budget (Amended)	Actual	%	Budget Variance
3480 PROMOTIONAL	-	0.00%	2,800	-	0.00%	2,800.00
3490 OTHER CURRENT CHGS & OBLIGATIONS						
3491 Motel/Travel/Per Diem	678.00	7.74%	8,757	1,741.22	19.88%	7,015.78
3492 Training	945.00	3.57%	26,470	13,072.18	49.38%	13,397.82
3493 Administrative/Board	-	0.00%	4,500	205.00	4.56%	4,295.00
3494 Administrative/Elections	-	0.00%	-	-	0.00%	-
3495 Administrative/Office	1,523.30	6.62%	23,000	23,449.58	101.95%	(449.58)
3496 Contingencies	-	0.00%	2,400	-	0.00%	2,400.00
Total Other Current Chgs & Obligations	3,146.30	4.83%	65,127	38,467.98	59.07%	26,659.02
3510 OFFICE	405.58	2.03%	20,000	5,684.55	28.42%	14,315.45
3520 DEPARTMENT SUPPLIES						
3521 Department Supplies	1,254.82	2.42%	51,800	22,442.29	43.32%	29,357.71
3522 Paramedic Supplies	9,910.67	5.51%	180,000	124,243.58	69.02%	55,756.42
3523 Gas/Oil	10,762.25	8.61%	125,000	124,159.18	99.33%	840.82
3524 Uniforms	-	0.00%	38,431	14,217.61	37.00%	24,213.39
3525 Propane	94.95	0.95%	10,000	6,015.58	60.16%	3,984.42
3526 Computer Supplies	39.88	0.17%	23,340	20,955.70	89.78%	2,384.30
3527 Prevention Supplies	-	0.00%	-	-	0.00%	-
3528 Janitorial Supplies	168.72	0.84%	20,000	21,785.83	108.93%	(1,785.83)
3529 Training Supplies	515.45	9.29%	5,550	3,283.14	59.16%	2,266.86
3530 Shop Supplies	-	0.00%	6,000	2,166.68	36.11%	3,833.32
Total Department Supplies	22,746.74	27.79%	460,121	339,269.59	73.73%	120,851.41
6600 CAPITAL						
6620 Buildings	-	0.00%	-	-	0.00%	-
6630 Improvements/Other	-	0.00%	18,900	14,223.00	75.25%	4,677.00
6640 Machinery and Equipment	-	0.00%	77,752	60,501.25	77.81%	17,250.75
6641 Grants	-	0.00%	9,935	10,992.90	0.00%	(1,057.90)
6642 Impact Fees	-	0.00%	2,000	-	0.00%	2,000.00
6643 Computers	-	0.00%	6,600	5,303.74	80.36%	1,296.26
6644 Future Growth Fund	-	0.00%	-	-	0.00%	-
6645 Vehicles	-	0.00%	-	-	0.00%	-
6650 Const. In Progress	-	0.00%	-	-	0.00%	-
6661 General Fund Less than Cap Amt.	-	0.00%	-	-	0.00%	-
Total Capital Outlay	-	0.00%	115,187	91,020.89	0.00%	24,166.11
7700 DEBT SERVICE						
7710 Principal	-	0.00%	-	-	0.00%	-
7720 Interest on Loans	-	0.00%	-	-	0.00%	-
7730 Interest on Credit Line	-	0.00%	-	-	0.00%	-
Total Debt Service	-	0.00%	-	-	0.00%	-
8000 Bad Debt Expense	-	0.00%	-	-	0.00%	-
9000 Collection Fees	-	0.00%	4,000	3,935.67	98.39%	64.33
9900 COMMITTED - OPERATING	-	0.00%	1,172,296	-	0.00%	1,172,296.00
9901 COMMITTED - CAPITAL	-	0.00%	3,985,388	-	0.00%	3,985,388.00
9902 COMMITTED - PERSONNEL	-	0.00%	-	-	0.00%	-
9904 COMMITTED - 90-DAY CARRYFORWARD	-	0.00%	3,783,000	-	0.00%	3,783,000.00
9905 COMMITTED - DISASTER	-	0.00%	1,000,000	-	0.00%	1,000,000.00
9906 COMMITTED - DUE FROM IMP FEE FUND	-	0.00%	2,659,280	-	0.00%	2,659,280.00
9907 DUE TO GENERAL FUND RESERVE	-	0.00%	(2,659,280)	-	0.00%	(2,659,280.00)
9908 COMMITTED - ACTUARIAL / OPEB LIAB.	-	0.00%	483,000	-	0.00%	483,000.00
Total Operating Expenditures	1,433,308.80	5.76%	24,889,293	10,292,986.58	41.36%	9,808,106.42

Balance Sheet
 As of 6/30/2011
 LEHIGH ACRES FIRE CONTROL DISTRICT (LFD)

(GENERAL FUND)

ASSETS

CURRENT ASSETS

101-0100	General Checking Account	\$	422,672.72	
101-0101	General M/Mkt Account	\$	13,186,477.55	
102-0100	Petty Cash	\$	200.00	
115-0098	Accounts Receivable-Insp. Fees-Collections	\$	7,509.72	
115-0099	Accounts Receivable/User Fees - Collections	\$	2,136,573.01	
115-0100	Accounts Receivable/Users Fees	\$	1,260,177.00	
115-0101	Acct. Receivable/Inspections	\$	3,039.23	
117-0099	Allowance for Doubtful Accts-Collections	\$	-2,136,573.01	
117-0100	Allowance for Doubtful Account	\$	-1,032,269.43	
117-0101	Allowance for Doubtful Account - Inspection	\$	-7,509.72	
118-0100	Due from Impact Fee Fund	\$	2,523,154.69	
	Total CURRENT ASSETS:			\$ 16,363,451.76

FIXED ASSETS

161-9001	Land	\$	267,663.53	
162-9001	Buildings	\$	7,970,018.18	
163-9001	Accum Dep-Buildings	\$	-951,140.59	
164-9001	Improvements/No Buildings	\$	195,696.54	
165-9001	Accum Dep-Improvements/No Bldg	\$	-81,803.15	
166-9001	Equipment and Furniture	\$	2,336,868.09	
166-9002	Vehicles	\$	6,564,739.24	
167-9001	Accum Dep-Equip & Furn	\$	-1,294,468.45	
167-9002	Accum Dep-Vehicles	\$	-4,068,046.03	
	Total FIXED ASSETS:			\$ 10,939,527.36

OTHER ASSETS

181-0100	Debt Ser./Compensated Absences	\$	774,631.97	
181-0101	Debt Service - Net OPEB Obligation	\$	483,000.00	
	Total OTHER ASSETS:			\$ 1,257,631.97
	Total ASSETS:			<u>\$ 28,560,611.09</u>

LIABILITIES

CURRENT LIABILITIES

202-0100	Accounts Payable/ Trade	\$	4,091.51	
202-0400	Sales Tax Payable	\$	2.52	
210-0100	Compensated Absences	\$	774,631.97	
216-0105	Union Dues	\$	-2,893.74	
216-0110	457 Payable/Deferred Comp.	\$	6,774.13	
216-0111	Net OPEB Obligation	\$	483,000.00	
216-0112	Retirement Payable	\$	196,859.22	
	Total CURRENT LIABILITIES:			\$ 1,462,465.61

FUND BALANCE-DEBT SERVICE FUND

280-0100	Equity/ General Fixed Assets	\$	17,334,985.58	
280-0101	Equity/Acc Dep-Gen Fixed Asset	\$	-6,395,458.22	
	Total FUND BALANCE-DEBT SERVICE FUND:			\$ 10,939,527.36
	Total LIABILITIES:			\$ 12,401,992.97

EQUITY

270-0000	Fund Balance - General Fund	\$	15,737,411.19	
270-0000	Retained Earnings-Current Year	\$	421,206.93	
	Total EQUITY:			\$ 16,158,618.12
				<u>\$ 28,560,611.09</u>

Income Statement

(GENERAL FUND)

For The 9 Periods Ended 6/30/2011

LEHIGH ACRES FIRE CONTROL DISTRICT (LFD)

REVENUE		Period to Date	Year to Date
311-0100	Ad Valorem Taxes	\$ 556,620.95	\$ 7,230,543.26
334-0100	Grants	\$ 29,252.29	\$ 2,262,194.43
336-0100	Donations	\$ 501.00	\$ 521.00
336-0101	William Ziegler Memorial	\$ -0.00	\$ 100.00
342-0500	Inspection Fees	\$ 3,449.17	\$ 18,840.47
342-0600	Ambulance Billing	\$ 140,192.19	\$ 1,100,957.55
361-0100	Interest	\$ 1,737.72	\$ 18,836.10
369-0100	Miscellaneous Income	\$ 7,526.03	\$ 76,095.61
369-0103	Proceeds from Insurance	\$ -0.00	\$ 3,296.00
369-0104	Sale of Fixed Assets	\$ 2,809.00	\$ 2,809.00
Total REVENUE:		\$ 742,088.35	\$ 10,714,193.42
EXPENSES			
522-1105	Commission Salary	\$ 1,250.00	\$ 7,500.00
522-1110	Administrative Salaries	\$ 64,823.58	\$ 402,557.40
522-1120	Regular Salaries	\$ 821,362.74	\$ 5,243,811.57
522-1140	Overtime	\$ 16,169.04	\$ 103,029.54
522-1150	Sick Time	\$ 0.00	\$ 53,141.49
522-1210	Payroll Tax Expense	\$ 68,748.78	\$ 437,117.48
522-1220	Retirement	\$ 196,859.22	\$ 1,275,424.05
522-1221	Retirement Liability	\$ 540.00	\$ 2,700.00
522-1230	Group Insurance	\$ 136,785.30	\$ 1,176,882.53
522-1240	Worker's Compensation	\$ 19,438.15	\$ 199,265.04
522-1250	Unemployment Compensation	\$ 0.00	\$ 12,635.87
522-3311	Property Appraiser	\$ 20,757.04	\$ 74,064.31
522-3312	Legal Fees	\$ 1,580.10	\$ 30,338.81
522-3313	Medical Director	\$ 4,000.00	\$ 36,000.00
522-3314	Physicals	\$ 598.00	\$ 50,633.51
522-3315	Land Taxes	\$ 0.00	\$ 2,458.65
522-3316	Tax Collector's Commission	\$ 11,132.43	\$ 146,110.88
522-3319	Miscellaneous Charges	\$ 691.44	\$ 5,537.37
522-3320	Audit	\$ 0.00	\$ 32,430.00
522-3321	Professional Service Fees	\$ 50.00	\$ 400.00
522-3344	5 Year Plan	\$ 0.00	\$ 3,000.00
522-3410	Communications	\$ 5,294.32	\$ 52,332.77
522-3431	Electric	\$ 7,166.97	\$ 58,084.03
522-3432	Water/Sewer/Trash Collection	\$ 1,756.82	\$ 15,257.92
522-3440	Leases	\$ 193.29	\$ 193.29
522-3450	Insurance/ General	\$ 12,868.00	\$ 147,620.20
522-3461	Building Maintenance	\$ 4,087.72	\$ 32,255.30
522-3462	Equipment Maintenance	\$ 857.00	\$ 12,769.61
522-3463	Vehicle Maintenance	\$ 8,974.09	\$ 96,308.19
522-3464	Maintenance Contracts	\$ 1,026.15	\$ 104,748.09
522-3491	Motel/Travel/Per Diem	\$ 678.00	\$ 1,741.22
522-3492	Training	\$ 945.00	\$ 13,072.18
522-3493	Administrative/ Board	\$ 0.00	\$ 205.00
522-3495	Administrative/ Office	\$ 1,523.30	\$ 23,449.58
522-3510	Office Supplies	\$ 405.58	\$ 5,684.55
522-3521	Department Supplies	\$ 1,254.82	\$ 22,442.29
522-3522	Paramedic Supplies	\$ 9,910.67	\$ 124,243.58
522-3523	Gas/Oil	\$ 10,762.25	\$ 124,159.18
522-3524	Uniforms	\$ 0.00	\$ 14,217.61
522-3525	Propane	\$ 94.95	\$ 6,015.58
522-3526	Computer Supplies	\$ 39.88	\$ 19,166.81
522-3528	Janitorial Supplies	\$ 168.72	\$ 23,574.72
522-3529	Training Supply	\$ 515.45	\$ 3,283.14
522-3530	Mechanical Maintenance Supply	\$ 0.00	\$ 2,166.68
522-6630	Improvements/ Other	\$ 0.00	\$ 14,223.00
522-6640	Machinery and Equipment	\$ 0.00	\$ 60,501.25
522-6641	Grants	\$ 0.00	\$ 10,992.90
522-6643	Computers	\$ 0.00	\$ 5,303.74
522-9000	Collection Fees	\$ 0.00	\$ 3,935.67
Total EXPENSES:		\$ 1,433,308.80	\$ 10,292,986.58
Net Income (Loss):		9 \$ -691,220.45	\$ 421,206.84

Balance Sheet
 As of 6/30/2011
 LEHIGH ACRES FIRE CONTROL DISTRICT (LFD)

(IMPACT FEE FUND)

ASSETS

CURRENT ASSETS

101-0102	Impact Fee Account	\$	5,697.22
----------	--------------------	----	----------

Total CURRENT ASSETS:		\$	5,697.22
-----------------------	--	----	----------

Total ASSETS:		\$	5,697.22
---------------	--	----	----------

LIABILITIES

CURRENT LIABILITIES

217-0100	Due to General Fund	\$	2,523,154.69
----------	---------------------	----	--------------

223-0100	Deferred Revenues - Impact Fees	\$	5,542.91
----------	---------------------------------	----	----------

Total CURRENT LIABILITIES:		\$	2,528,697.60
----------------------------	--	----	--------------

EQUITY

248-0100	Equity/ Impact Fees	\$	-2,659,279.60
----------	---------------------	----	---------------

270-0000	Retained Earnings-Current Year	\$	136,279.22
----------	--------------------------------	----	------------

Total EQUITY:		\$	-2,523,000.38
---------------	--	----	---------------

		\$	5,697.22
--	--	----	----------

Income Statement

For The 9 Periods Ended 6/30/2011

LEHIGH ACRES FIRE CONTROL DISTRICT (LFD)

(IMPACT FEE FUND)

		Period to Date	Year to Date
REVENUE			
361-0101	Interest - Impact Fees	\$ 0.70	\$ 154.31
363-0201	Impact Fees	\$ -0.00	\$ 136,125.00
	Total REVENUE:	\$ 0.70	\$ 136,279.31
EXPENSES			
522-6641	Impact Fees	\$ 0.00	\$ 0.00
	Total EXPENSES:	\$ 0.00	\$ 0.00
	Net Income (Loss):	\$ 0.70	\$ 136,279.31

Lehigh Acres Fire Control and Rescue District Cash in the Bank June 30, 2011

Bank Accounts

General Checking Bank Account: Interest Rate 0.15% (0.0015 multiplier)

General Funds	\$	(287,414.79)
User Fee Funds	\$	1,080,368.56
William Ziegler Memorial Funds	\$	8,002.80
Paul J. Dube Paramedic Fund	\$	2,265.00
Everett T. Byer Funds	\$	11,164.70

Total Checking Account before Money Market Transfers:	\$	814,386.27
Net Money Market Transfers	\$	(391,713.55)
Total Checking Account after Money Market Transfers:	\$	422,672.72

Bus Money Market Bank Account: Interest Rate 0.15% (0.0015) \$ 13,186,477.55

Impact Fee Bank Account: Interest Rate .15% (0.0015) \$ 5,697.22

Total Cash Available: **\$ 13,614,847.49**

Lehigh Acres Fire Control and Rescue District
Lehigh Acres , Florida 33974
Reconciliation of Accounts
June 30, 2011
Page 1

GENERAL CHECKING BANK ACCOUNT: (Interest Rate: 0.15% - 0.0015 multiplier)

Balance	June 1, 2011	\$	922,139.11
<u>Income:</u>		\$	722,748.46
Ad Valorem Taxes:	\$	545,488.52	
Interest:	\$	111.15	
Donations:	\$	501.00	
Inspection Fees:	\$	2,130.45	
User Fees:	\$	135,080.02	
Grants:	\$	29,252.29	
Sales Tax Payable	\$	-	
William Ziegler Account	\$	-	
Paul J Dube Paramedic Fund	\$	-	
Proceeds from Insurance:	\$	-	
Miscellaneous Income:	\$	4,381.92	
Report Copies:	\$	83.70	
Credit Card Fees	\$	42.00	
CPR	\$	50.00	
Cobra	\$	434.14	
Sale of Fixed Assets	\$	3,559.00	
FF Supplemental Income	\$	-	
Miscellaneous	\$	213.08	
<u>Health Insurance:</u>	\$	5,803.11	
Bartley		48.22	
Cardoza		307.03	
Jackman		699.51	
Haugh		1,255.05	
Kutz		285.02	
Gonzalez		699.51	
Norman		1,275.05	
Pcolar		863.22	
Paquin		370.50	
<u>Transfers:</u>	Net Transfers	\$	19,508.16
<u>Checks:</u>		\$	(314,885.30)
Accounts Payable (see accompanying check list):	\$	(308,190.47)	
Ambulance Refunds	\$	(1,478.69)	
Child Support Payment	\$	(5,216.14)	
<u>Payroll:</u>		\$	(620,578.61)
<u>Payroll tax deposits:</u>		\$	(172,603.64)
<u>Retirement Contribution:</u>		\$	(132,964.02)
<u>Adjusting entries:</u>		\$	(691.44)
Credit Card Processing Fee		(83.72)	
Account Analysis Fee	13	(607.72)	
Ending balance :	June 30, 2011	\$	<u>422,672.72</u>

Lehigh Acres Fire Control and Rescue District
Accounts Payable and Ambulance Refund Check Register
June 30, 2011

<u>CHECK NUMBER</u>	<u>CHECK DATE</u>	<u>NAME</u>	<u>CHECK AMOUNT</u>
046952	6/7/2011	ABC Fire Equipment	135.00
046953	6/7/2011	Vision Ace	295.83
046954	6/7/2011	Alva Fire Department	125.00
046955	6/7/2011	Bob Dean Supply	35.64
046956	6/7/2011	Bouchard Insurance	12,868.00
046957	6/7/2011	Bound Tree Medical, LLC	1,116.98
046958	6/7/2011	Callaghan Tire	853.63
046959	6/7/2011	Choice Environmental	947.93
046960	6/7/2011	Cintas FAS Lockbox 636525	2,154.40
046961	6/7/2011	Cobra Control Services	50.00
046962	6/7/2011	Comcast	109.35
046963	6/7/2011	DEP-Storage Tank Registration	75.00
046964	6/7/2011	DIRECTV	211.96
046965	6/7/2011	Centurylink	2,680.87
046966	6/7/2011	FedEx	5.44
046967	6/7/2011	FGUA	355.81
046968	6/7/2011	Insight Public Sector, Inc.	297.00
046969	6/7/2011	Auto Parts of Lehigh Inc.	242.37
046970	6/7/2011	Henry MacArty	145.00
046971	6/7/2011	Med-Tech Resources, Inc.	1,252.81
046972	6/7/2011	Konica Minolta Bus Solutions	66.75
046973	6/7/2011	The News-Press - Ft. Myers	103.50
046974	6/7/2011	Nextel Communications	621.20
046975	6/7/2011	Jeffrey Nickell	8.81
046976	6/7/2011	Office Depot	202.27
046977	6/7/2011	Physicians Records Company	1,113.02
046978	6/7/2011	Pitney Bowes	193.29
046979	6/7/2011	Praxair Distribution SE	278.12
046980	6/7/2011	Reliance Standard Life Ins. Co	7,707.72
046981	6/7/2011	Ronicki Plumbing	103.50
046982	6/7/2011	Ryan Petroleum	10,605.63
046983	6/7/2011	Ten-8 Fire Equipment Inc.	374.90
046984	6/14/2011	Agency for Health Care Admin.	190.00
046985	6/14/2011	BCBS of Florida	608.00
046986	6/14/2011	Bound Tree Medical, LLC	2,469.44
046987	6/14/2011	CenturyLink	61.51
046988	6/14/2011	FGUA	453.08
046989	6/14/2011	First Coast Service Options	680.69
046990	6/14/2011	Fisher Scientific, Inc.	149.50
046991	6/14/2011	Florida Fire Systems, LLC	150.00
046992	6/14/2011	Grease Monkey	66.97
046993	6/14/2011	LCEC	671.16
046994	6/14/2011	Joseph Lemmons	4,000.00
046995	6/14/2011	Microtel Inn & Suites	50.00
046996	6/14/2011	Nationwide Retirement Solution	6,774.13
046997	6/14/2011	The News-Press - Ft. Myers	105.80
046998	6/14/2011	Overhead Door Co of Ft Myers	427.26
046999	6/14/2011	Praxair Distribution SE	990.96
047000	6/14/2011	Radiology Regional Center	598.00
047001	6/14/2011	Sam's Club	284.02

Lehigh Acres Fire Control and Rescue District
Accounts Payable and Ambulance Refund Check Register
June 30, 2011

<u>CHECK NUMBER</u>	<u>CHECK DATE</u>	<u>NAME</u>	<u>CHECK AMOUNT</u>
047002	6/14/2011	South Florida Emer Vehicles	460.36
047003	6/14/2011	Sprint	540.95
047004	6/14/2011	Suncoast Schools Fed. Cr. Un.	19,366.76
047005	6/14/2011	SW Florida Prof. Firefighters	5,484.44
047006	6/14/2011	United Healthcare	123,004.28
047007	6/14/2011	Wallace International Trucks	2,566.97
047008	6/14/2011	Worthington Sprinklers	85.00
047009	6/24/2011	Aflac	4,926.81
047010	6/24/2011	Alligator Towing & Recovery	150.00
047011	6/24/2011	Alva Fire Department	125.00
047012	6/24/2011	FRY Batteris Plus +	832.84
047013	6/24/2011	Bound Tree Medical, LLC	1,761.39
047014	6/24/2011	Commercial Fitness Products	120.00
047015	6/24/2011	CS Service Experts	1,673.46
047016	6/24/2011	Centurylink	320.30
047017	6/24/2011	Fisher Scientific, Inc.	149.50
047018	6/24/2011	Florida Fire Systems, LLC	120.00
047019	6/24/2011	Foster A/C & Refrigeration Inc	198.50
047020	6/24/2011	Ken Wilkinson Property App.	20,757.04
047021	6/24/2011	Kunkel Miller & Hament	180.10
047022	6/24/2011	LCEC	6,495.81
047023	6/24/2011	Lee County High Tech Central	525.00
047024	6/24/2011	Henry MacArty	145.00
047025	6/24/2011	Nationwide Retirement Solution	6,774.13
047025	6/24/2011	Nationwide Retirement Solution	(6,774.13) void
047026	6/24/2011	Praxair Distribution SE	630.95
047027	6/24/2011	Preferred Governmental	19,438.15
047028	6/24/2011	Richard W. Pringle, P.A.	1,400.00
047029	6/24/2011	Secure Shredding, Inc.	40.00
047030	6/24/2011	Signs in One Day	45.00
047031	6/24/2011	Standard Insurance Company	6,073.30
047032	6/24/2011	Suncoast Schools Fed. Cr. Un.	19,366.76
047033	6/24/2011	Ten-8 Fire Equipment Inc.	2,388.51
047034	6/24/2011	VERIZON WIRELESS MESSAGING	748.18
047035	6/24/2011	Wallace International Trucks	1,746.82
047036	6/24/2011	WTEC	438.00
REPORT TOTAL			306,372.43

LEHIGH ACRES FIRE CONTROL & RESCUE DISTRICT
BANK RECONCILIATION
SUNTRUST BANK
Bus Money Market Performance Account: #6318

Interest Rate: 0.15% (0.0015 multiplier)

Balance per bank statement:	June 30, 2011	\$ 13,186,477.55
Plus: Deposits in Transit		\$ -
Less: Outstanding Transfer		\$ -
Adjusted bank balance:	June 30, 2011	<u>\$ 13,186,477.55</u>
Balance per general ledger:	June 1, 2011	\$ 13,204,359.14
Deposits:		\$ -
Money Market Transfers:		-
Money Market Transfers In:		
From General Checking	\$ -	
From Impact Fee	\$ -	
Money Market Transfers Out:		
To General Checking	\$ (19,508.16)	\$ (19,508.16)
To Impact Fee	\$ -	\$ -
Interest:		1,626.57
Payments:		
Ending balance per G/L:	June 30, 2011	<u>\$ 13,186,477.55</u>

LEHIGH ACRES FIRE CONTROL & RESCUE DISTRICT
BANK RECONCILIATION
SUNTRUST BANK
Impact Fees Business Money Market Account #4410

Interest Rate: 0.15% (0.0015 multiplier)

Balance per bank statement:	June 30, 2011	\$	5,697.22
Plus: Deposits in Transit			-
Less: Outstanding Transfers			-
Adjusted bank balance:	June 30, 2011	\$	<u>5,697.22</u>
Balance per general ledger:	June 1, 2011	\$	5,696.52
Deposits:		\$	-
Transfer out to Money Market Account		\$	-
General Fund (Refund) Payment		\$	-
Interest:		\$	0.70
Ending balance per G/L:	June 30, 2011	\$	<u>5,697.22</u>

Lehigh Acres Fire Control and Rescue District Ambulance User Fees Billed & Outstanding June 30, 2011

Net A/R - User Fees / Collections @ 5/31/11	\$ 221,316.71
<u>MARCH ACTIVITY</u>	
Ambulance Charges - June	\$ 213,458.00
Less: Gov't Write-Off's, etc.	\$ (63,411.00)
Less: Cash Received (applied to A/R balances)	\$ (129,844.90)
Plus: Ambulance Refunds	\$ 1,478.69
Less: Adjustment to Allowance	<u>\$ (15,089.93)</u>
(Adjusted) Net A/R - User Fees / Collections @ 6/30/11	\$ 227,907.57
A/R - User Fees	\$ 1,260,177.00
A/R - Collection Accounts	\$ (1,032,269.43)
Allowance - User Fees	\$ 2,136,573.01
Allowance - Collection Accounts	<u>\$ (2,136,573.01)</u>
(Adjusted) Net A/R - User Fees / Collections @ 6/30/11	\$ 227,907.57

**Ambulance Collections
LAFD**

	<u>Collections per month</u>	<u>Cumulative collections</u>	<u>projected Average annual collections</u>	
10-Oct	\$ 90,981.58	\$ 90,981.58	\$ 1,091,778.96	(\$90,981.58 x 12/1)
10-Nov	\$ 82,738.30	\$ 173,719.88	\$ 1,042,319.28	(\$173,719.88 x 12/2)
10-Dec	\$ 143,395.76	\$ 317,115.64	\$ 1,268,462.56	(\$317,115.64 x 12/3)
11-Jan	\$ 137,830.30	\$ 454,945.94	\$ 1,364,837.82	(\$454,945.94 x 12/4)
11-Feb	\$ 115,112.41	\$ 570,058.35	\$ 1,368,140.04	(\$570,058.35 x 12/5)
11-Mar	\$ 138,488.47	\$ 708,546.82	\$ 1,417,093.64	(\$708,546.82 x 12/6)
11-Apr	\$ 114,412.06	\$ 822,958.88	\$ 1,410,786.65	(\$822,958.88 x 12/7)
11-May	\$ 122,329.81	\$ 945,288.69	\$ 1,417,933.04	(\$945,288.69 x 12/8)
11-Jun	\$ 135,080.02	\$ 1,080,368.71	\$ 1,440,491.61	(\$1,080,368.71 x 12/9)
11-Jul	\$ -	\$ -	\$ -	
11-Aug	\$ -	\$ -	\$ -	
11-Sep	\$ -	\$ -	\$ -	

Monthly Average	\$ 120,040.97
----------------------------	----------------------

EXECUTIVE SUMMARY

Ambulance Fees

July 2011 - 1

After being tabled at the previous meeting the Fire Chief is requesting for the Fire Board to review the ambulance transport fees from the existing fee schedule in order to be consistent with Lee County EMS and Fort Myers Beach Fire Rescue ambulance fees. See page 22 for a comparison of current rates verses proposed rates.

BOARD MEETING DATE: July 19, 2011

SUBMITTED BY: Donald R. Adams, Sr., Ed.D., Fire Chief

PURPOSE AND EXPLANATION

OBJECTIVE: To establish ambulance fees consistent with Lee County EMS and Fort Myers Beach Fire Rescue as authorized by Florida Law and to rescind fees schedules in conflict with this change.

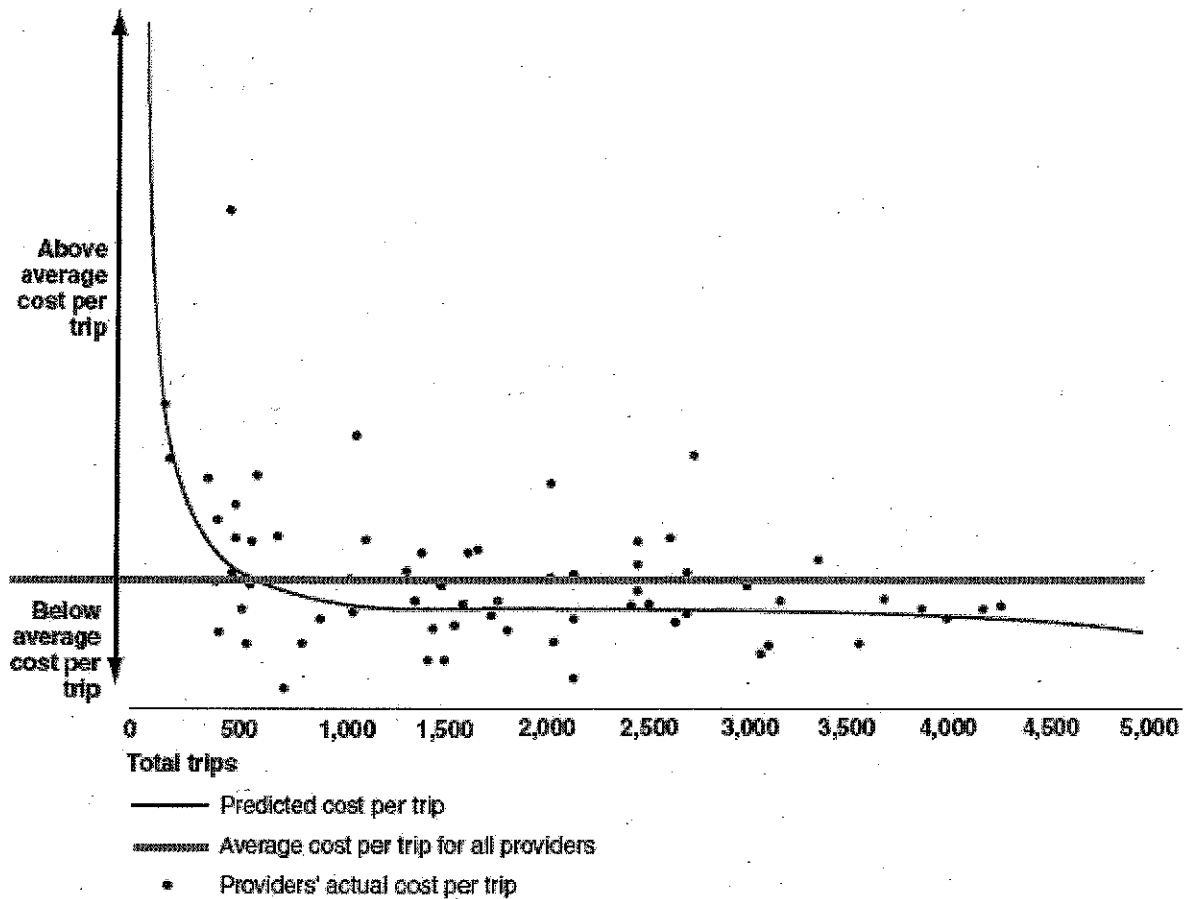
CONSIDERATIONS: Chapter 191 of the Florida Statutes, chapter 97-340 in particular § 191(6), authorizes the Board of Commissioners, to establish and charge user fees in amounts necessary to conduct District activities and services. The District is authorized to charge user fees for emergency medical services. The fee schedule shall be determined by the Board. These fees shall be reviewed on an annual basis, and any increase or decrease from the existing fee schedule shall become effective October 1 of each year.

The following information is a summary of the only national study conducted to determine the average costs for Ambulance transports. The Federal Government and an association of Ambulance organizations financed the study. An independent organization by the name of Project Hope, Inc. conducted the study and it reflects the actual costs for the year 1991 adjusted to 1999.

TRANSPORT TYPE	EMERGENCY
Basic Life Support (BLS)	\$453.94
Advanced Life Support I (ALSI)	\$539.05
Advanced Life Support II (ALSII)	\$780.20
Specialty Care	\$922.06

FISCAL IMPACT: Increasing the fees to be consistent with Lee County EMS and Fort Myers Beach Fire Rescue should correlate to an increase in fees collected by the District. The average increase to the current rates is approximately 41% (between all fee types).

Figure 1: The Relationship between Cost Per Trip and Total Ambulance Trip Volume for Full Cost Providers With 5,000 or Fewer Annual Trips, 1998



Source: Project HOPE.

Note: GAO analysis of data from Project HOPE's National Survey of Ambulance Providers. The curve represents the predicted average cost per trip, based on our statistical analysis of providers' total costs, controlling for variation in type of service and trip volume, both of which were statistically significant. Total trip volume includes all of a provider's trips, not just those covered by Medicare. These data are for full cost providers. Full cost providers are defined as those that have 80 percent or more of their staff comprised of paid employees rather than volunteers, and that pay for 80 percent or more of their garage and office space. Providers with over 5,000 trips were excluded. We found similar results when we analyzed all full cost providers. These data are for the fiscal year preceding the survey, which for most providers included 6 months or more of calendar year 1998.

Lehigh Acres Fire Control and Rescue District

Ambulance Service Transport Fees - 7/19/11

	<u>Current Rates</u>	<u>Proposed Rates*</u>	<u>(\$)</u> Increase	<u>(%)</u> Increase
Basic Life Support (BLS)	\$ 400.00	\$ 525.00	\$ 125.00	31.25%
Advanced Life Support (ALS)	\$ 500.00	\$ 650.00	\$ 150.00	30.00%
Advanced Life Support (ALS2)	\$ 650.00	\$ 700.00	\$ 50.00	7.69%
<u>INTERFACILITY - Ground Ambulance</u>				
Basic Life Support (BLS)	\$ 200.00	\$ 400.00	\$ 200.00	100.00%
Advanced Life Support (ALS)	\$ 350.00	\$ 500.00	\$ 150.00	42.86%
Treat-Non Transport Fee	\$ 90.00	\$ 150.00	\$ 60.00	66.67%
Mileage Fees	\$ 9.00	\$ 10.00	\$ 1.00	11.11%

NOTE: Medicaid pays the following rates (which will remain unchanged)....
 \$190.00 - Emergency Charges
 \$136.00 - Non-Emergency Charges

NOTE: Medicare pays the following rates (which will remain unchanged)....
 \$476.38 - Advanced Life Support (ALS2)
 \$329.14 - Basic Life Support (BLS) / Advanced Life Support (ALS)
 \$277.17 - Interfacility - Ground Ambulance (Non-Emergency)
 \$5.50 per mile

NOTE: Medicaid and Medicare does NOT pay Treat-Non Transport Fees

* Rates currently being used by Lee County EMS and the Fort Myers Beach Fire District. LAFD proposes the new rates to be effective July 1st, 2011.

	Current Average (\$)	Current Average (#)	New Rates	New Average (\$)	% Increase
ALS 1 Non Emergency	\$ 437.50	1	\$ 500.00	625.00	43%
ALS 2	\$ 1,137.50	2	\$ 700.00	1,225.00	8%
ALS 1 Emergency	\$ 132,500.00	240	\$ 650.00	156,000.00	18%
BLS Emergency	\$ 66,600.00	167	\$ 525.00	87,412.50	31%
Mileage Charge	\$ 30,641.85	3,405	\$ 10.00	34,046.50	11%
MILEAGE (NO ROUNDING)	\$ 8,894.25	988	\$ 10.00	9,882.50	11%
TREAT NO TRANSPORT	\$ 607.50	7	\$ 150.00	1,012.50	67%

Total (Avg) Charges / monthly \$ 240,818.60 4,809 290,204.00 27% (average % increase in charges)

Annualized (Amb Charges) \$ 2,889,823.20 Annualized \$ 3,482,448.00

Additional Ambulance Fee Charges \$ 592,624.80 20.51%

23

	Current Average (\$)	Current Average (%)	Current Average (#)	Current Average (%)	Estimated % Incr / (Decr)	Estimated (\$) Incr / (Decr)
Insurance - Auto	\$ 6,682.88	5.65%	28	4.95%	27%	\$ 8,487.26
BCBS	\$ 5,577.18	4.72%	18	3.18%	27%	\$ 7,083.02
Medicare Pt. B	\$ 49,551.67	41.92%	150	26.53%	0%	\$ 49,551.67
Medicaid	\$ 14,197.74	12.01%	85	14.99%	0%	\$ 14,197.74
Private Check	\$ 3,730.83	3.16%	47	8.22%	2%	\$ 3,805.45
Insurance - Primary	\$ 28,479.42	24.09%	97	17.06%	27%	\$ 36,168.87
Insurance - Secondary	\$ 9,986.83	8.45%	142	25.07%	27%	\$ 12,683.28

Total Avg. Collected - current \$ 118,206.56 100% Total - updated \$ 131,977.28
 Plus - PAC/other collections \$ 1,834.41 Plus - PAC/other \$ 1,834.41
Total (Avg) Collected / monthly \$ 120,040.97 **Total (Avg) Collected / monthly** \$ 133,811.69
Total (Avg) Collected / Annual \$ 1,440,491.61 **Total (Avg) Collected / Annual** \$ 1,605,740.27

Additional Ambulance Collections \$ 165,248.66 11.47%

EXECUTIVE SUMMARY
Pro-Lab Air Quality
July 2011 - 2

At the June Fire Board meeting during public comment a question concerning our older fire stations having a mold was presented to the Commissioners. Pro-Lab Air Quality will present an evaluation and status of our older fire stations.

BOARD MEETING DATE: July 19, 2011

SUBMITTED BY: Donald R. Adams, Sr., Ed.D., Fire Chief

PURPOSE AND EXPLANATION

OBJECTIVE: To present the findings of the evaluation of Stations 101 and 102.

CONSIDERATIONS: To present the exposure level on the spore count per cubic meter at the time of sampling. In addition, present any indications of the probability of mold growth at the time of the sampling compared to the outdoor ambient.

FISCAL IMPACT: The mold test cost the District \$1,630.00 (Station 101 was \$595.00 and Station 102 was 1,035.00).

**EXECUTIVE SUMMARY
ACTION REQUIRED
July 2011 - 3**

- **Request dates to hold 2011/2012 Tentative Budget Hearings (in compliance with Florida TRIM standards) Also, Fire Chief requests the Board of Commissioners to adopt the tentative millage rate of 3.0 mills in order to develop and begin discussion of the Fiscal Year 2011-2012**

BOARD MEETING DATE: July 19, 2011

SUBMITTED BY: Ben Van Klingerren, Finance Manager

PURPOSE AND EXPLANATION

OBJECTIVE: Florida Statute and Florida Department of Revenue (TRIM – Truth in Millage) requires the District (Taxing Authority) to hold a Tentative Budget hearing, and a Final Budget hearing within a certain time frame. Upon adoption, we can complete the DR-420 form (due by August 4th, 2011).

CONSIDERATIONS: Certain criteria (as per Florida DOR – TRIM guidelines) are set forth for the District to abide by. Some of these guidelines are as follows:

- July 1st – Property Appraiser certifies taxable value of District
- The Tentative and Final Budget hearings cannot be held on the same day as a school district or county commission.
- Tentative Budget hearing must be between September 3 – 18 (65 – 80 days after July 1st)
- District must advertise intent to adopt the final millage and budget within 15 days of the Tentative Budget hearing
- District must hold Final Budget hearing within 2 – 5 days after advertisement

The following proposed date (for the Tentative Budget Hearing) meets the criteria and are proposed for adoption:

Tentative Budget Hearing – Thursday, September 8th (5:01pm) – Microtel Inn

FISCAL IMPACT: The cost of the Tentative Budget Hearing is \$50.

Fire Chief requests the Board of Commissioners to adopt the tentative millage rate of 3.0 mills in order to develop and begin discussion of the Fiscal Year 2011-2012 Budget.

PURPOSE AND EXPLANATION

OBJECTIVE: To tentative adopt the millage rate of 3 mills commencing October 1, 2011, and ending September 30, 2012, in order to begin preparation of budget discussions for FY 2011-2012. 3.000 mills is the District's current maximum millage rate.

CONSIDERATIONS: For the Board of Commissioners of the Lehigh Acres Fire Control and Rescue District to tentatively set the millage rate of 3.000 mills in order to prepare the tentative budget for the District's fiscal year commencing October 1, 2011, and ending September 30, 2012.

FISCAL IMPACT: The Fiscal Year 2011-2012 Budget dependent on 3.000 mills equates to approximately \$6.7 million (net 5% for uncollected accounts as per Florida Statue). This is based on a preliminary taxable value of \$2,359,141,000 provided by the Lee County Property Appraisers Office.

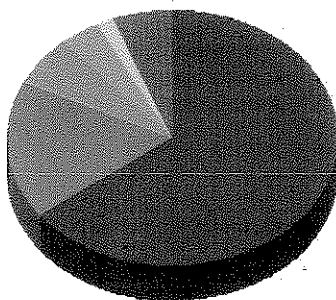
Disposition

(Summary)

Date Range: 6/1/2011 to 6/30/2011

Disposition	Number of Calls	%
Non-Transport		
DOA	8	1.43
Evaluation Only	4	0.71
Law Enforcement	2	0.36
No Medical Problem	5	0.89
POV	6	1.07
Pronouncement of Death	1	0.18
Refused Evaluation	24	4.29
Refused Treatment/Transport	99	17.68
Transfer To Another EMS Agency	5	0.89
Treated and Refused Transport	10	1.79
Transport		
Direct Admission	33	5.89
Emergency Department	362	64.64
Transport/Transfer to Another Agency	1	0.18
SYSTEM TOTAL	560	100%

Call Breakdown



Emergency Department	64.6%
Refused Treatment/Transport	17.7%
Direct Admission	5.9%
Refused Evaluation	4.3%
Treated and Refused Transport	1.8%
Others	5.7%
Total:	100.0%

Transports by Destination

(Summary)

Date Range: 6/1/2011 to 6/30/2011

Destination		Transports	%
		0	0%
	CCH	2	1%
	GCH	100	25%
	LMH	24	6%
	LMHP	39	10%
	LRMC	230	58%
SYSTEM TOTAL	TOTAL TRANSPORTS:	395	100%


Nature of Call at Scene

(Summary)

Date Range: 6/1/2011 to 6/30/2011

NOC	Calls	% of Total Calls
Abdominal Pain	41	7.39%
Allergies	6	1.08%
Animal Bite	6	1.08%
Assault	17	3.06%
Back Pain	9	1.62%
Breathing Problem	39	7.03%
Burns	1	0.18%
Cardiac Arrest	8	1.44%
Chest Pain	36	6.49%
Choking	2	0.36%
CO Poisoning/Hazmat	1	0.18%
Convulsions/Seizure	16	2.88%
Diabetic Problem	18	3.24%
Dizziness	11	1.98%
Fall Victim	22	3.96%
Headache	4	0.72%
Heart Problems	4	0.72%
Heat/Cold Exposure	4	0.72%
Hemorrhage/Laceration	11	1.98%
Ingestion/Poisoning	14	2.52%
Pregnancy/Childbirth	8	1.44%
Psychiatric Problem	13	2.34%
Sick person	94	16.94%
Stroke/CVA	5	0.90%
Traffic Accident	97	17.48%
Transfer/Interfacility/Palitive Care	2	0.36%
Traumatic Injury	42	7.57%
Unconscious/Fainting	19	3.42%
Unknown Problem Man Down	5	0.90%
SYSTEM TOTAL	555	100%

Date Range: 6/1/2011 to 6/30/2011



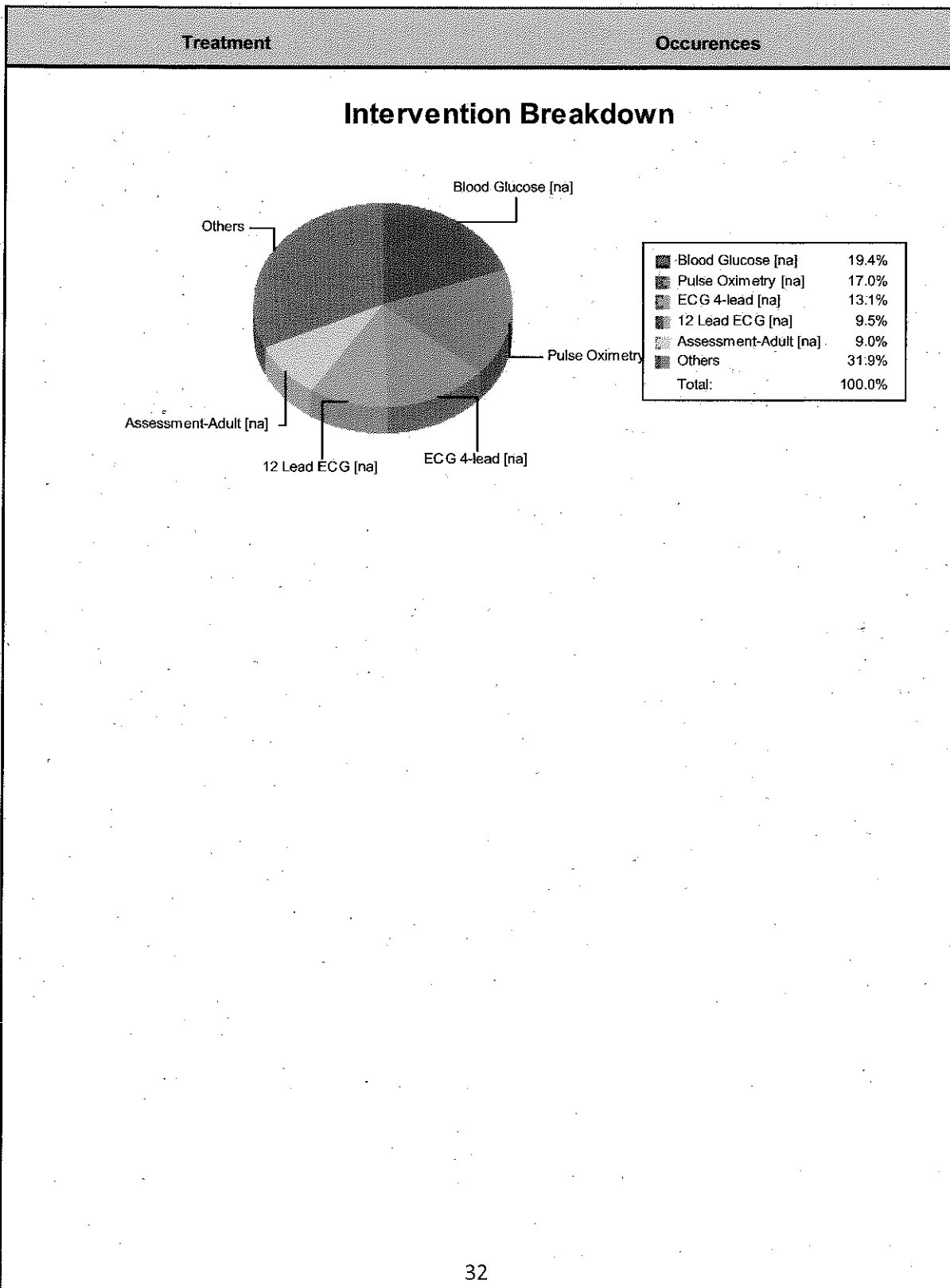
Treatment Type

(Summary)

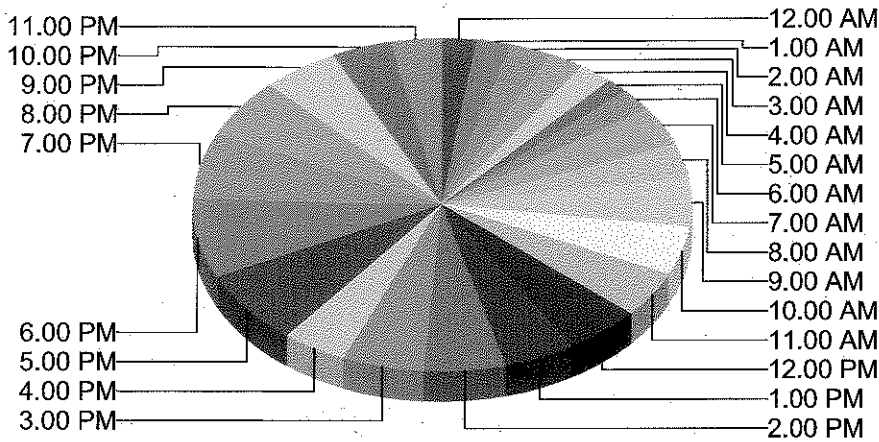
Date Range: 6/1/2011 to 6/30/2011

Treatment	Occurrences
	0
12 Lead ECG [na]	107
Airway - BVM [O2]	4
Airway - CPAP [na]	7
Airway - Intubation Confirm CO2 [na]	3
Airway - King Tube [na]	2
Airway - Nebulizer Treatment [na]	1
Airway - Orotracheal Intubation [tb]	1
Airway - Ventilator Operation [na]	1
Assessment-Adult [na]	102
Assessment-Pediatric [na]	10
Backboard (Long) [na]	21
Bleeding Control [na]	5
Blood Glucose [na]	219
C-Collar / Cervical Immobilization [na]	21
Capnography [na]	5
Cardiac Monitoring [na]	92
CPR [nm]	2
Defibrillation - Placement for Monitoring /	1
ECG - 3 lead [na]	16
ECG 4-lead [na]	148
Fluid Challenge / Volume Replacement [n	2
HID [na]	15
Manual Immobilization [na]	4
Pain Measurement [na]	21
Pulse Oximetry [na]	192
Spinal Immobilization [na]	54
Splint / Traction Splint [na]	1
Splinting-Basic [na]	7
Straps [na]	12
Temperature Measurement [na]	42
Wound Care [na]	10
SYSTEM TOTAL	1,128

Date Range: 6/1/2011 to 6/30/2011



Incident Statistics by Hour of the Day



12.00 AM	2.2%
1.00 AM	2.3%
2.00 AM	2.8%
3.00 AM	2.1%
4.00 AM	2.2%
5.00 AM	1.5%
6.00 AM	2.2%
7.00 AM	3.7%
8.00 AM	3.4%
9.00 AM	4.8%
10.00 AM	4.6%
11.00 AM	4.6%
12.00 PM	5.0%
1.00 PM	4.4%
2.00 PM	5.4%
3.00 PM	5.2%
4.00 PM	4.1%
5.00 PM	7.3%
6.00 PM	7.7%
7.00 PM	6.5%
8.00 PM	5.8%
9.00 PM	5.0%
10.00 PM	3.7%
11.00 PM	3.4%
Total:	100.0%

Hour of the Day: 12.00 AM

Total # of Incidents: 16 % of Total Incidents: 2.21%

Hour of the Day: 1.00 AM

Total # of Incidents: 17 % of Total Incidents: 2.34%

Hour of the Day: 2.00 AM

Total # of Incidents: 20 % of Total Incidents: 2.76%

Hour of the Day: 3.00 AM

Total # of Incidents: 15 % of Total Incidents: 2.07%

Hour of the Day: 4.00 AM

Total # of Incidents: 16 % of Total Incidents: 2.21%

Hour of the Day: 5.00 AM

Total # of Incidents: 11 % of Total Incidents: 1.52%

Hour of the Day: 6.00 AM

Total # of Incidents: 16 % of Total Incidents: 2.21%

Hour of the Day: 7.00 AM

Total # of Incidents: 27 % of Total Incidents: 3.72%

Hour of the Day: 8.00 AM

Total # of Incidents: 25 % of Total Incidents: 3.45%

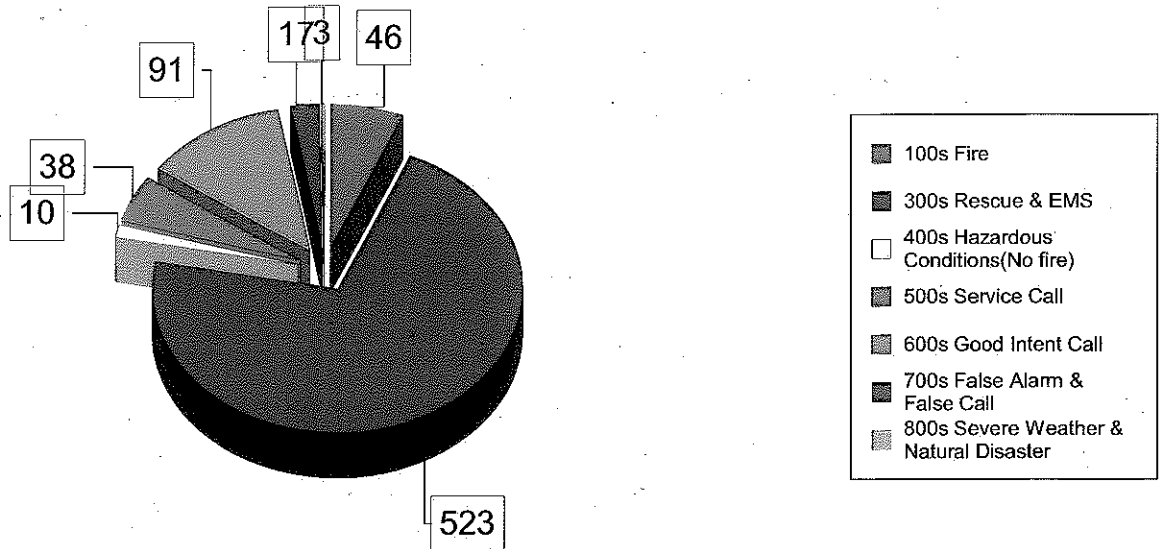
Hour of the Day: 9.00 AM

Total # of Incidents: 35 % of Total Incidents: 4.83%

Hour of the Day: 10.00 AM	Total # of Incidents: 33	% of Total Incidents: 4.55%
Hour of the Day: 11.00 AM	Total # of Incidents: 33	% of Total Incidents: 4.55%
Hour of the Day: 12.00 PM	Total # of Incidents: 36	% of Total Incidents: 4.97%
Hour of the Day: 1.00 PM	Total # of Incidents: 32	% of Total Incidents: 4.41%
Hour of the Day: 2.00 PM	Total # of Incidents: 39	% of Total Incidents: 5.38%
Hour of the Day: 3.00 PM	Total # of Incidents: 38	% of Total Incidents: 5.24%
Hour of the Day: 4.00 PM	Total # of Incidents: 30	% of Total Incidents: 4.14%
Hour of the Day: 5.00 PM	Total # of Incidents: 53	% of Total Incidents: 7.31%
Hour of the Day: 6.00 PM	Total # of Incidents: 56	% of Total Incidents: 7.72%
Hour of the Day: 7.00 PM	Total # of Incidents: 47	% of Total Incidents: 6.48%
Hour of the Day: 8.00 PM	Total # of Incidents: 42	% of Total Incidents: 5.79%
Hour of the Day: 9.00 PM	Total # of Incidents: 36	% of Total Incidents: 4.97%
Hour of the Day: 10.00 PM	Total # of Incidents: 30	% of Total Incidents: 3.72%
Hour of the Day: 11.00 PM	Total # of Incidents: 25	% of Total Incidents: 3.45%
<u>Grand Total Incidents:</u>	<u>725</u>	

Incident Report, By Type Of Incident

Lehigh Acres Fire Control & Rescue District - June 2011



Type Of Incident:

100 Series-Fire	46	6.32%
300 Series-Rescue & EMS	523	71.84%
400 Series-Hazardous Conditions(No fire)	10	1.37%
500 Series-Service Call	38	5.22%
600 Series-Good Intent Call	91	12.50%
700 Series-False Alarm & False Call	17	2.34%
800 Series-Severe Weather & Natural Disaster	3	0.41%

Graphed Items are sorted by Incident Type
Total Of Incidents: Percentage Value:

46	6.32%
523	71.84%
10	1.37%
38	5.22%
91	12.50%
17	2.34%
3	0.41%

Grand Total: 728

Type Of Incident Most Frequent: 300 Series-Rescue & EMS



Lehigh Acres Fire Control & Rescue District

Fire Suppression Division Response Total

636 Thomas Sherwin Ave S

Phone: (239) 303-5300

Lehigh Acres, FL 33974

Fax: (239) 369-2436

Fiscal Year 2010-2011 - June 2011

	Responses By Shift	Avg Response Time	
	June	Fiscal YTD	
Shift A:	8.08	6.68	
Shift B:	7.37	7.08	
Shift C:	8.12	6.99	
Average Response Time:	7.86	6.92	

Incident reports By Incident Type Summary

Incident Type	Total Incidents	FY/YTD	Jun-10	Jun-09
111 Building Fire	1	35	5	3
113 Cooking Fire, Confined to Container		10		1
122 Fire in Motor Home, Camper, Recreational Vehicle		1		
131 Passenger Vehicle Fire	7	51	3	10
132 Road Freight or Transport Vehicle Fire		2		
138 Off Road Vehicle, Heavy Equipment Fire		2		
140 Natural Vegetation Fire, Other	1	4		
141 Forest, Woods or Wildland Fire	5	32	3	
142 Brush, or Brush and Grass Mixture Fire	21	122	20	16
143 Grass Fire	3	31	3	
150 Outside rubbish fire, other		5		
151 Outside Rubbish, Trash or Waste Fire	6	26		
154 Dumpster or Other Trash Receptacle Fire		6	1	
160 Special outside fire, other		1		
162 Outside Equipment fire	2	11	1	
163 Outside Gas or Vapor Combustion Explosion		1		
251 Excessive Heat, Scorch Burns, With No Ignition		2		
300 Rescue, Emergency Medical Call (EMS) Call, Other		2		3
311 Medical Assist, Assist EMS Crews	22	237	33	2
321 EMS Call, Excluding Vehicle Accident With Injury	446	4522	450	411
322 Vehicle Accident With Injuries	32	221	24	26
323 Motor Vehicle/ Pedestrian Accident (MV Ped)	5	21	1	1
324 Motor Vehicle Accident With No Injuries	13	239	16	28
331 Lock-In	3	13	1	1
340 Search, Other		1		
352 Extrication of Victim(s) From Vehicle	2	6	1	
357 Extrication of Victims From Machinery		1		
381 Rescue or EMS Standby		2		
400 Hazardous condition, other		1		
411 Gasoline or Other Flammable Liquid Spill	1	6		1
412 Gas Leak (Natural Gas or LPG)		4		1
413 Oil or Other Combustible Liquid Spill		3		
440 Electrical Wiring/Equipment Problem, Other	1	8		
441 Heat From Short Circuit (Wiring), Defective/Worn		2		

442	Overheated Motor		1	1	
443	Light Ballast, Breakdown		1		
444	Power Line Down	4	11	2	4
445	Arching, Shorted Electrical Equipment	4	16	2	2
463	Vehicle Accident, General Cleanup		2		
480	Attempted Burning, Illegal Actions Other		1		
500	Service Call, Other		1		3
510	Person In Distress, Other	2	8		
511	Lock-out		2	1	1
531	Smoke or Odor Removal	4	29	1	
541	Animal Problem		1		
550	Public Service Assistance, Other		28	4	3
551	Assist Police or Other Governmental Agency	1	13		1
552	Police Matter		5		
553	Public Service	14	76	3	8
554	Assist Invalid	7	93	9	3
561	Unauthorized Burning	5	86	2	6
571	Cover Assignment, Standby, Moveup	5	8		
600	Good Intent Call, Other	2	20	14	9
611	Dispatched & Cancelled Enroute	63	471	36	26
621	Wrong Location	2	3	1	
622	No Incident Found on Arrival at Dispatch Address	17	136	4	2
631	Authorized Control Burning		7	2	
632	Prescribed Fire			2	
641	Vicinity Alarm		1		
650	Steam, or other gas mistaken For Smoke		2		
651	Smoke Scare Odor of Smoke	1	21		1
652	Steam, Vapor, Fog, or Dust Mistaken For Smoke		4		
661	EMS Call, Party Transported by Non-Fire Agency	5	30		
671	Hazmat Release Investigation W/No Hazmat	1	7		
700	False Alarm or False Call Other	2	55	21	24
710	Malicious, Mischievous False Call, Other	1	3		1
711	Municipal Alarm System, Malicious False Call		3		
713	Telephone, Malicious False Alarm	1	2		
714	Central Station, Malicious False Call		6		
715	Local Alarm System, Malicious False Call		2		
721	Bomb Threat	1	2	1	
730	System malfunction, Other		6	5	1
731	Sprinkler Activation Due to malfunction		1		
733	Smoke Detector Activation Due to Malfunction		28		2
734	Heat Detector Activation Due to Malfunction		1		
735	Alarm System Sounded Due to Malfunction		13	7	1
740	Unintentional Transmission of Alarm, Other	4	16	3	6
741	Sprinkler Activation, No Fire - Unintentional		4		
743	Smoke Detector Activation, No Fire - Unintentional	2	81	5	5
744	Detector Activation, No Fire - Unintentional		19	1	1
745	Alarm System Sounded, No Fire - Unintentional	6	44	2	9
814	Lightning Strike (No Fire)	3	6	1	
Total		728	7007	692	623

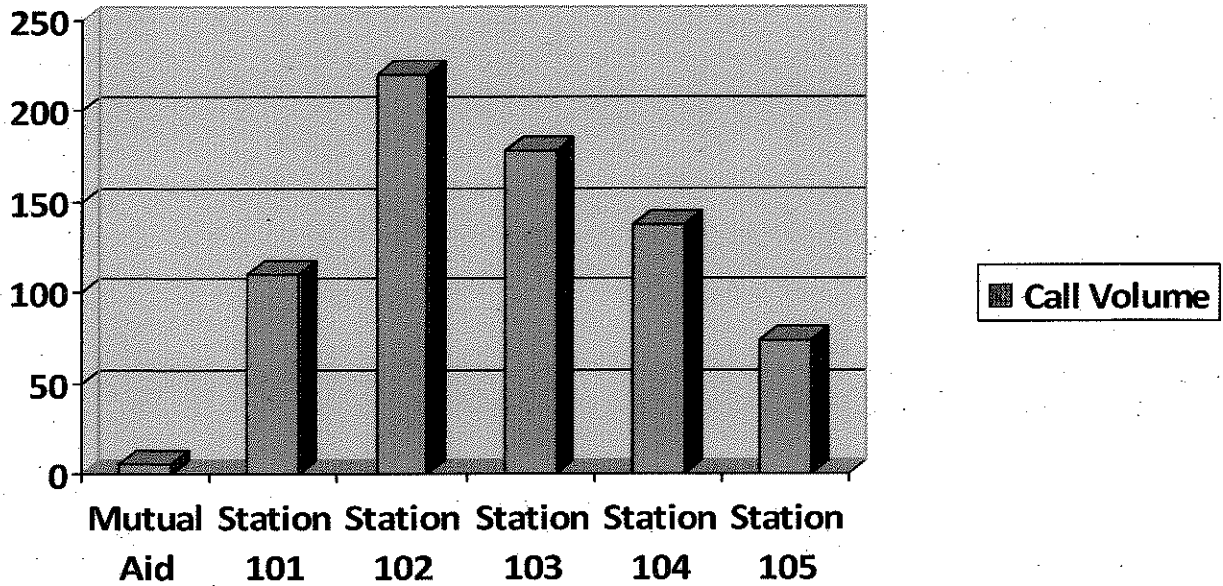


Lehigh Acres Fire Control & Rescue District

636 Thomas Sherwin Ave S
Lehigh Acres FL 33974

Phone 239-303-5300
Fax 239-369-2436

June 2011– Number of Incidents By District





Lehigh Acres Fire Control & Rescue District

Life Safety Management Division

636 Thomas Sherwin Ave S
Lehigh Acres FL 33974

Phone 239-303-5302
Fax 239-369-2436

June 2011

Summary Report

During June 2011, the Life Safety Management Division has provided the following service(s) to the community:

- Conducted 16 fire investigations to determine Origin and Cause of fires involving brush, structures and mobile property. Vehicle and structure fires that the origin and cause could not be identified or were determined to be suspicious in the origin and cause were also processed by the State Fire Marshal's Office.
- 14 new construction inspections were made of projects within Lehigh Acres
- 49 inspections were conducted for the existing business community of Lehigh Acres.
- 15.5 Hours - Information Technology Support (Web page, password resets, lock-outs)
- Public Education Events –
 - Complete Juvenile Fire Setter Program – 3 juveniles
 - Fire Extinguisher Class – Lee Sar (June 20)
 - Fire Extinguisher Class – Preferred Community Bank (June 30)
- Billing Services (Inspection and other Life Safety Division fees) Fiscal Year 2010-2011:

	June	YTD
Miscellaneous Fees:	\$55.00	\$957.75
Plan Review / Inspection Fees	\$2,588.71	\$24,306.50
Total	\$2,643.71	\$25,264.25

False Fire Alarm fees for the month of June 2011 - **\$675.00**

Lehigh Acres Fire Department



Fire Suppression Division July 2011 District Training Outline

Month of the July: Course Sections

Class Codes: Subject:

1. **F1001** - Vehicle check – 1.0 hr per shift – **required**
2. **F1002** - Physical Fitness Training – 1.0 hr per week
3. **F1003** - District Familiarization – 1.0 hr per shift
4. **F1004** - SCBA Function Test – 1.0 hr – **required**
5. **F1141** – Firefighter Knowledge Test Vol. 1- 1.0 hr
6. **F1152** – Sutphen Corporation Operation – 1.0 / 2.0 hrs – **required**
7. **NIOSH** – Protect the Health & Safety of Floor Finishing Workers – 0.5 hr
8. **F4003** - Conducting Large Area Searches – 1.5 hr – **required**
9. **R1001** – Advanced Search & Rescue – 2/4 hrs PP lecture & TIC drill in conjunction with Large Area Search (Shift Fire Trainer/ Capt. Ketron)
10. **Please complete and make-up all required training from the previous months**

Respectfully,
Capt. Ketron

Lehigh Acres Fire Department



EMS Suppression Division July 2011 District Training Outline

Month of the July: Course Sections

Scope: In order to maintain a quality EMS suppression team and competency levels, District personnel will be required to attend, and or otherwise successfully complete, all **required** training as described herein.

Class Codes: **Subject:** <http://www.healthstream.com/crsLib/ems.htm> User name and password are identical: lafd (insert your employee number).

1. **EMS** – (Paramedics) Advanced cardiac Assessment - **required**
2. **EMS** – (Paramedics) Pharmacology Update for the Paramedic - **required**
3. **EMS** - (EMT's) Pharmacology for the EMT-Basic - **required**
4. **EMS** – (EMT's) Basic Cardiac Assessment - **required**

Reminder: Each employee is responsible for their LAFD Individual Monthly EMS Training Log. Please complete your Individual Monthly EMS Training log and email to your Training Captain, via-Battalion Chief, via-Paramedic FTO at your last shift of the month. Any training log not completed due to absence must be completed and emailed through the proper chain of command no later than the **ninth** calendar day in the following month.

Respectfully,
Capt. McDowell